



VASAVI
ANANDA NILAYAM

ABODE OF HAPPY LIVING

@ LB NAGAR

TYPICAL FLOOR LAYOUTS & UNIT LAYOUTS



**The above layout is as per approved CD stage*

LANDSCAPE DESIGN | LANDSCAPE SITE PLAN

SITE AMENITIES

1. Tot Lot
2. Sand Pit
3. Children's Play Area
4. EPDM Courts
5. Day Care - Creche
6. Kid's Jumping Pool
7. Multipurpose Play Area
8. Amphitheatre
9. Bicycle Track
10. Jogging track
11. Badminton Court - Outdoor
12. Half Basketball Court
13. Cricket Nets
14. Futsal Court
15. Tennis Court
16. Full Basketball Court
17. Chess garden
18. School Bus Pickup and Drop off
19. Volleyball Court
20. Outdoor Gym
21. Wilderness Grass Zone
22. Water feature
23. Reflecting pool
24. Stepped Water Body and fountains
25. Party Lawn
26. Gazebo
27. Shaded Seating Area
28. Bamboo Grove and Pond
29. Outdoor Working Zone
30. Barbeque Pavilion
31. Outdoor Dining Space
32. Multipurpose Lawn
33. Herb Garden
34. Raised Herb Garden - Universally Accessible
35. Meditation Pavillion
36. Reflexology Path
37. Healing garden
38. Elderly Seating Area
39. Butterfly garden
40. Yoga/ laughter Clubs
41. Monarch based Statues
42. Entrance Portals
43. Entrance Water Features with Sculptures
44. Dedicated Wifi Zones
45. Pedestrian Avenue
46. Climbing Walls
47. Dog park
48. Artificial lake
49. Food Truck Zone
50. Vending Zones



*The above layout is as per approved CD stage



LANDSCAPE DESIGN | LANDSCAPE SITE PLAN

SITE AMENITIES

- 50. Vending Zones
- 51. Jumping Fountains
- 52. Temple Complex
- 53. Dry Landscaped gardens
- 54. Landscape Mounds
- 55. Dedicated Golf Cart Path
- 56. Picnic Area
- 57. Informative Signage
- 58. Bird Feeders
- 59. Bird Baths
- 60. Celebration Plaza

CLUB AMENITIES

- 61. Indoor Swimming Pool
- 62. Gymnasium - Indoor
- 63. Clinic and Pharmacy
- 64. Library
- 65. Departmental Store
- 66. Indoor games
- 67. Gaming/ VR
- 68. Indoor Badminton Courts
- 69. Squash Courts
- 70. Half Olympic Swimming Pool
- 71. Lounge and Cafeteria
- 72. Kindergarten
- 73. Banquet hall and Pre - function area + Kitchen
- 74. All day Dining + Kitchen
- 75. Fine Dining Restaurant + Kitchen
- 76. Mini Theatre
- 77. Co - Working Spaces
- 78. Meeting Room
- 79. Guest Rooms
- 80. Card Room
- 81. Salon

- 82. Lobby and Receptions
- 83. Exhibition Space
- 84. Party Hall 40 pax
- 85. Party Hall 100 pax
- 86. Party Deck
- 87. Bank/ ATM
- 88. Pool Deck
- 89. Pool Dining Pavilion
- 90. Yoga & Aerobics Studio
- 91. Spa
- 92. Salon

STILT AMENITIES

- 93. Working Space (20 nos.)
- 94. Congregation Space (11 nos.)
- 95. Funeral Room (11 nos.)
- 96. Kids Play Area (6 nos.)
- 97. Card and Chess Room (10 nos.)
- 98. Yoga & Meditation Room (13 nos.)
- 99. Tot Lot
- 100. Open Gym
- 101. Recreation Space - Game Room



*The above layout is as per approved CD stage



TOWER-1



LEGEND:-

- 1. Co-working
- 2. Yoga
- 3. Prayer room
- 4. Reflexology
- 5. Congregation space
- 6. Lobby
- 7. Celebration plaza
- 8. Childrens play area
- 9. Gym
- 10. Water features
- 11. Lawn
- 12. Jogging track
- 13. Golf cart

**The above layout is as per approved CD stage*

TOWER-2



LEGEND:-

1. Gym
2. Games playing area
3. Lobby
4. Childrens play area
5. Cards room
6. Multi-purpose play area
7. Co-working area
8. Water feature
9. Lawn
10. Pergola with seating area
11. Celebration plaza
12. Golf Cart route
13. Green Amphitheatre
14. Meditation lawn



**The above layout is as per approved CD stage*

TOWER-3



LEGEND:-

1. Congregation space
2. Lobby
3. Gym
4. Tot-Lot
5. Co-working area
6. Badminton court
7. Jogging track
8. Tennis courts
9. Shaded pergola area with food carts
10. Celebration plaza
11. Volley ball court



**The above layout is as per approved CD stage*

TOWER-4



LEGEND:-

- | | | |
|------------------------|---------------------|-----------------------|
| 1. Co-working area | 8. Reflexology area | 15. Golf cart |
| 2. Lobby | 9. Yoga | 16. Celebration plaza |
| 3. Gym | 10. Lawn | |
| 4. Games playing area | 11. Jogging track | |
| 5. Tod-lot | 12. Maze seating | |
| 6. Childrens play area | 13. Chess court | |
| 7. Congregation area | 14. Ludo court | |

TOWER-5



LEGEND:-

1. Gym
2. Games playing area
3. Senior Citizen area
4. Co-working area
5. Badminton Court
6. Lawn
7. Congregation area
8. Lobby
9. Cards playing area
10. Childerens play area
11. Celebration Plaza
12. Golf Cart
13. Futsal Court

TOWER-6



LEGEND:-

1. Gym
2. Lobby
3. Yoga Area
4. Prayer Room
5. Board games area
6. Co-working area
7. Elderly seating area
8. Reflexology area
9. Children's play area
10. Tod-lot - Outdoor
11. Green theatre/water plaza
12. Water Body at Drop Off
13. Club Entry
14. Table tennis play area



*The above layout is as per approved CD stage

TOWER-7



- LEGEND:-**
- 1. Gym
 - 2. Senior citizen area- card playing
 - 3. Tod Lot
 - 4. Children's play area + tod-lot (open)
 - 5. Water body
 - 6. Lobby
 - 7. Senior citizen area
 - 8. Co-working area
 - 9. Yoga & Meditation
 - 10. Prayer Room
 - 11. Herb Garden
 - 12. Dog Park
 - 13. Basket ball court (Half)
 - 14. Food cart area
 - 15. Artificial Lake
 - 16. Yoga Lawn
 - 17. Jogging track

TOWER-8



- LEGEND:-**
- 1. Coworking space
 - 2. Lobby
 - 3. Games playing area
 - 4. Celebration plaza
 - 5. Yoga
 - 6. Tot-lot
 - 7. Congregation lawn
 - 8. Water body
 - 9. Butterfly Garden
 - 10. Jogging track
 - 11. Childrens play area(open)
 - 12. Deck area
 - 13. Childrens play area

**The above layout is as per approved CD stage*

TOWER-9

LEGEND:-

- 1. Gym
- 2. Cards room
- 3. Children's play area
- 4. Lobby
- 5. Prayer Room
- 6. Elderly Seating space
- 7. Co-working area
- 8. Yoga & Meditation Space
- 9. Yoga lawn
- 10. Children's play area (Outdoor)
- 11. Jogging Track
- 12. Celebration Plaza
- 13. Basket Ball court
- 14. Tod Lot




*The above layout is as per approved CD stage



- LEGEND:-**
- 1. Coworking space
 - 2. Indoor Game Room
 - 3. Tod Lot
 - 4. Children's Play Area
 - 5. Yoga
 - 6. Elderly space
 - 7. Prayer room
 - 8. Lobby
 - 9. Gym
 - 10. Jogging track
 - 11. Badminton court
 - 12. Meditation garden
 - 13. Temple plaza
 - 14. Tod-lot - Outdoor
 - 15. Water plaza & Green theatre
 - 16. Day Care - Creche
 - 17. Cards Room




**The above layout is as per approved CD stage*



BLOCK - 1
TYPICAL FLOOR PLAN

*The above mentioned layout is as per DD stage.



BLOCK - 1
FIRST FLOOR PLAN

**The above mentioned layout is as per DD stage.*



3BHK AI(i) - 2,630 Sft.



3BHK BI - 2,325 Sft.



3BHK CI(i) - 2,210 Sft.



3BHK BI - 2,325 Sft.



3BHK BI - 2,325 Sft.



8'-10" WIDE CORRIDOR

6'-11" WIDE CORRIDOR

03

04



3BHK B2 - 2,270 Sft.

3BHK B2 - 2,270 Sft.

6'-11" WIDE CORRIDOR

6'-11" WIDE CORRIDOR

07

08




3BHK C2(i) - 2,210 Sft.

3BHK B2 - 2,270 Sft.

10



3BHK B2 - 2,270 Sft.



BLOCK - 1
INTERMEDIATE 8th & 9th FLOOR PLAN

**The above mentioned layout is as per DD stage.*



3BHK A1- 2,530 Sft.



3BHK B1(i)- 2,395 Sft.



3BHK C1- 1,985 Sft.



3BHK B1(i)- 2,395 Sft.




3BHK B1- 2,325 Sft.



8'-10" WIDE CORRIDOR

6'-11" WIDE CORRIDOR



6'-11" WIDE CORRIDOR

6'-11" WIDE CORRIDOR




3BHK C2- 1,975 Sft.



3BHK B2- 2,270 Sft.




3BHK B2- 2,270 Sft.



BLOCK - 1
INTERMEDIATE 14th & 15th FLOOR PLAN

**The above mentioned layout is as per DD stage.*



BLOCK - 1
INTERMEDIATE 19th FLOOR PLAN

**The above mentioned layout is as per DD stage.*



3BHK AI(i) - 2,630 Sft.



3BHK BI - 2,325 Sft.



3BHK CI(i) - 2,210 Sft.



3BHK BI - 2,325 Sft.



3BHK BI(i) - 2,395 Sft.



8'-10" WIDE CORRIDOR

6'-11" WIDE CORRIDOR

6'-11" WIDE CORRIDOR

6'-11" WIDE CORRIDOR

6'-11" WIDE CORRIDOR

3BHK B2 - 2,270 Sft.



3BHK B2 - 2,270 Sft.




3BHK C2 - 1,975 Sft.



3BHK B2 - 2,270 Sft.

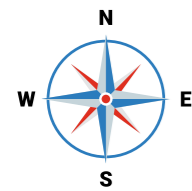


3BHK B2 - 2,270 Sft.



BLOCK - 1
INTERMEDIATE 24th & 25th FLOOR PLAN

**The above mentioned layout is as per DD stage.*



BLOCK - 1
INTERMEDIATE_28th FLOOR PLAN

**The above mentioned layout is as per DD stage.*

3BHK A1- 2,530 Sft.



3BHK B1- 2,325 Sft.



3BHK C1(i)- 2,210 Sft.



3BHK B1- 2,325 Sft.



3BHK B1(i)- 2,395 Sft.



8'-10" WIDE CORRIDOR

6'-11" WIDE CORRIDOR

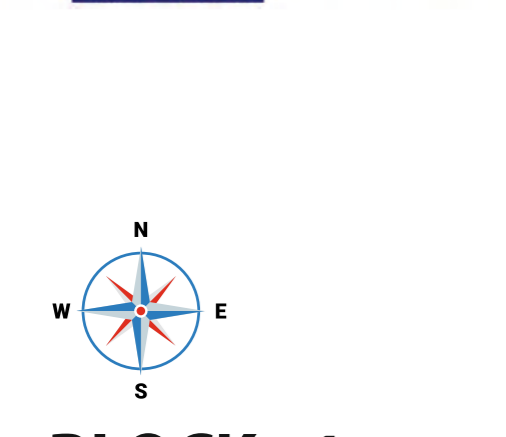
6'-11" WIDE CORRIDOR

6'-11" WIDE CORRIDOR

6'-11" WIDE CORRIDOR

6'-11" WIDE CORRIDOR

3BHK B2- 2,270 Sft.



3BHK B2- 2,270 Sft.




REFUGE FLOOR AREA

3BHK B2- 2,270 Sft.



3BHK B2- 2,270 Sft.




BLOCK - 1

REFUGE_18th FLOOR PLAN

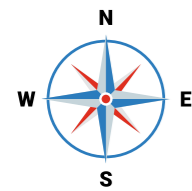


*The above mentioned layout is as per DD stage.



BLOCK - 1
REFUGE_27th FLOOR PLAN

**The above mentioned layout is as per DD stage.*




BLOCK - 2

TYPICAL FLOOR PLAN




*The above mentioned layout is as per DD stage.



BLOCK - 2
FIRST FLOOR PLAN




*The above mentioned layout is as per DD stage.



BLOCK - 2
INTERMEDIATE 8th & 9th FLOOR PLAN

*The above mentioned layout is as per DD stage.




BLOCK - 2

INTERMEDIATE 14th & 15th FLOOR PLAN



*The above mentioned layout is as per DD stage.




BLOCK - 2

INTERMEDIATE 19th FLOOR PLAN




*The above mentioned layout is as per DD stage.



BLOCK - 2
INTERMEDIATE 24th & 25th FLOOR PLAN


*The above mentioned layout is as per DD stage.



BLOCK - 2
INTERMEDIATE_28th FLOOR PLAN



*The above mentioned layout is as per DD stage.




BLOCK - 2

REFUGE_18th FLOOR PLAN



*The above mentioned layout is as per DD stage.



BLOCK - 2
REFUGE_27th FLOOR PLAN



*The above mentioned layout is as per DD stage.

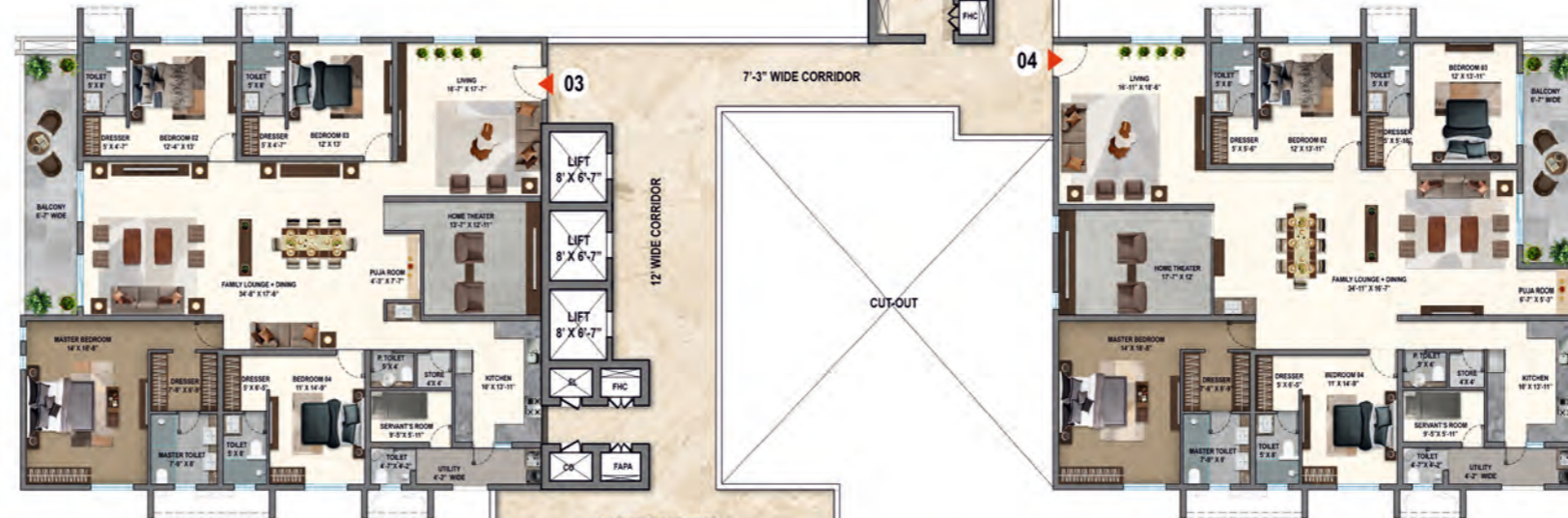


4BHK A2- 4,070 Sft.



4BHK A1- 4,070 Sft.

4BHK A2- 4,070 Sft.




4BHK A1- 4,070 Sft.

4BHK A2- 4,070 Sft.



4BHK A1- 4,070 Sft.



BLOCK - 3

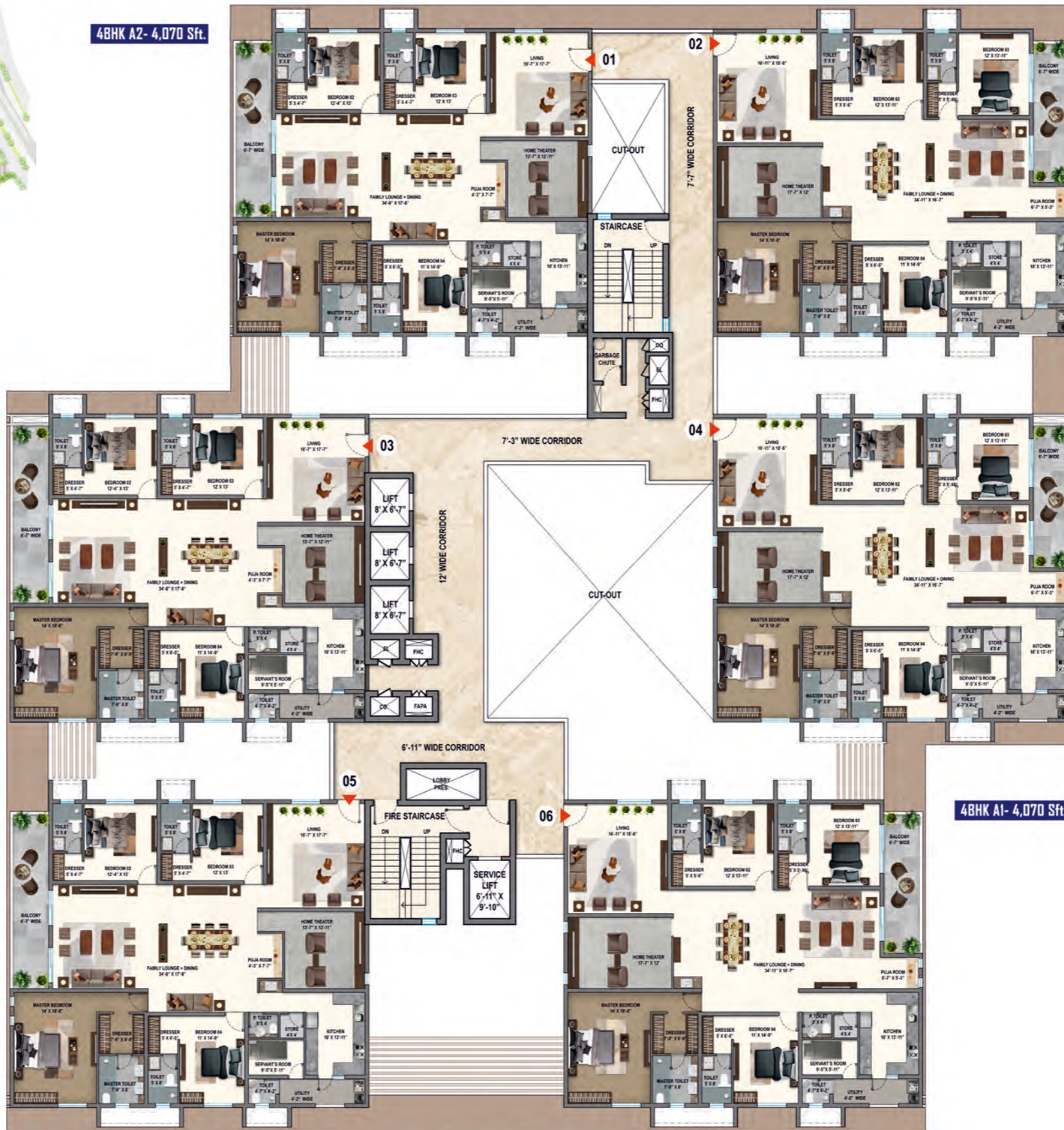
TYPICAL FLOOR PLAN

*The above mentioned layout is as per DD stage.



4BHK A2- 4,070 Sft.

4BHK A1- 4,070 Sft.




4BHK A2- 4,070 Sft.

4BHK A1- 4,070 Sft.

4BHK A2- 4,070 Sft.

4BHK A1- 4,070 Sft.



BLOCK - 3
FIRST FLOOR PLAN

*The above mentioned layout is as per DD stage.

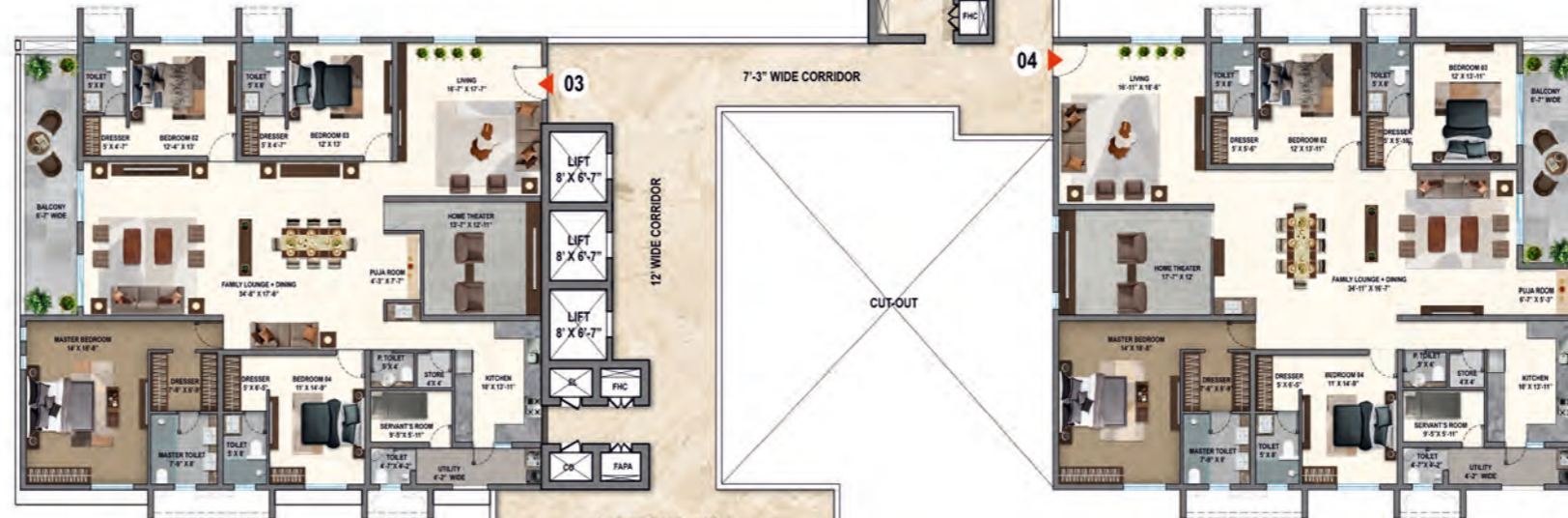


4BHK A2- 4,070 Sft.



4BHK A1- 4,070 Sft.

4BHK A2- 4,070 Sft.




4BHK A1- 4,070 Sft.

4BHK A2- 4,070 Sft.



4BHK A1- 4,070 Sft.



BLOCK - 3

INTERMEDIATE 8th & 9th FLOOR PLAN

*The above mentioned layout is as per DD stage.

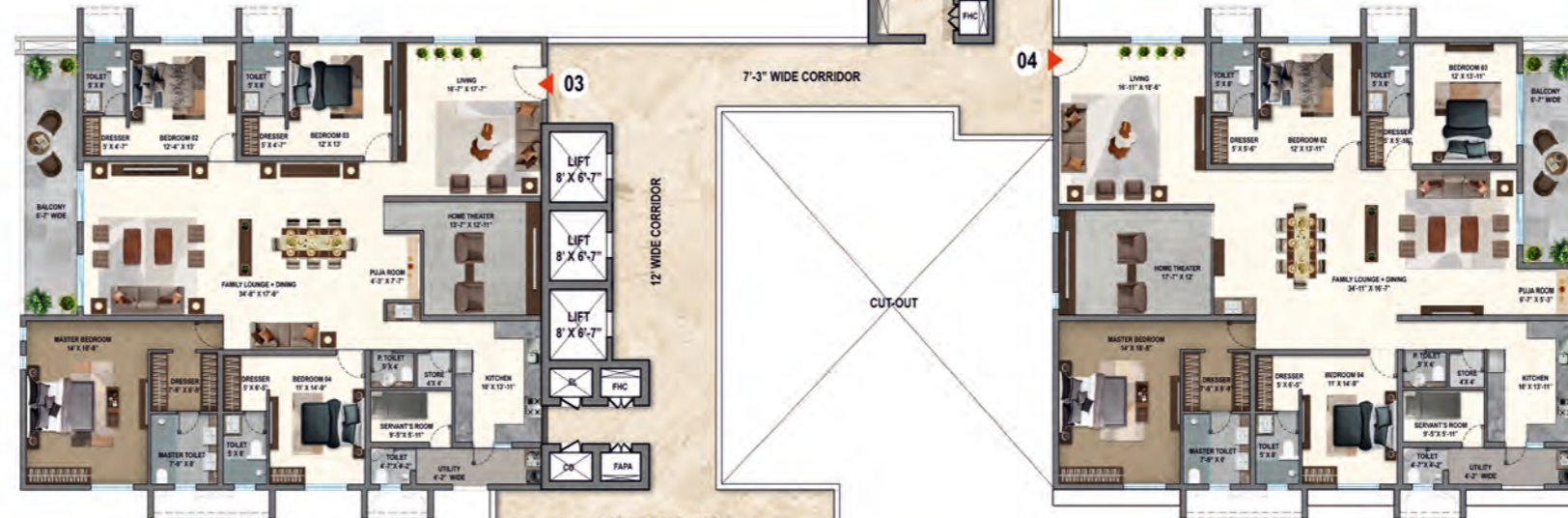


4BHK A2- 4,070 Sft.



4BHK A1- 4,070 Sft.

4BHK A2- 4,070 Sft.




4BHK A1- 4,070 Sft.

4BHK A2- 4,070 Sft.



4BHK A1- 4,070 Sft.



BLOCK - 3

INTERMEDIATE 14th, 15th, 24th & 25th FLOOR PLAN

*The above mentioned layout is as per DD stage.

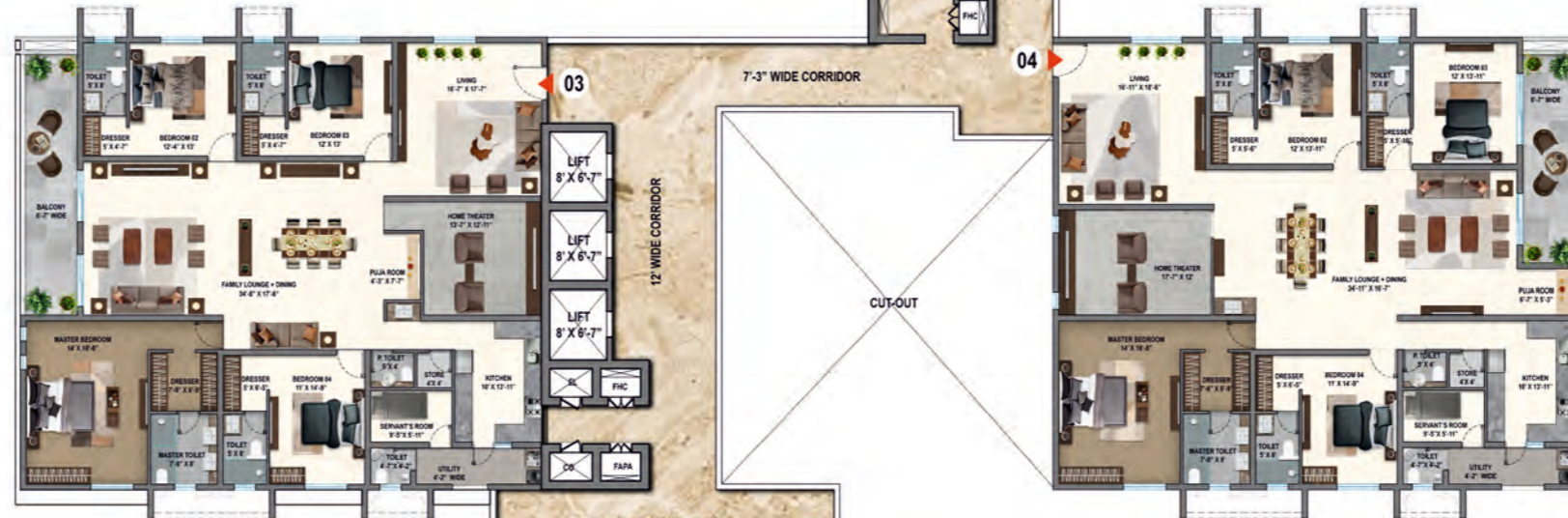


4BHK A2- 4,070 Sft.



4BHK A1- 4,070 Sft.

4BHK A2- 4,070 Sft.




4BHK A1- 4,070 Sft.

4BHK A2- 4,070 Sft.



4BHK A1- 4,070 Sft.



BLOCK - 3
INTERMEDIATE 19th & 28th FLOOR PLAN

*The above mentioned layout is as per DD stage.

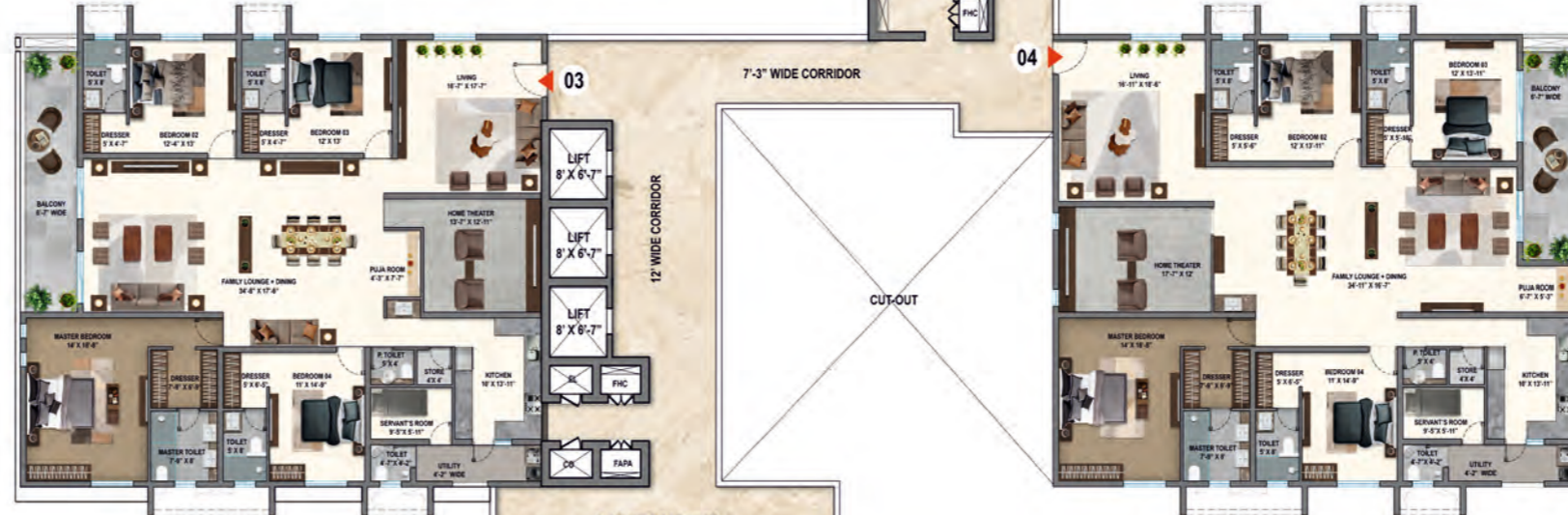


4BHK A2- 4,070 Sft.



4BHK A1- 4,070 Sft.

4BHK A2- 4,070 Sft.




4BHK A1- 4,070 Sft.

4BHK A2- 4,070 Sft.




4BHK A1- 4,070 Sft.



BLOCK - 3
REFUGE_18th & 27th FLOOR PLAN


*The above mentioned layout is as per DD stage.



BLOCK - 4


TYPICAL FLOOR PLAN

*The above mentioned layout is as per DD stage.



BLOCK - 4
FIRST FLOOR PLAN


**The above mentioned layout is as per DD stage.*



BLOCK - 4


INTERMEDIATE 8th & 9th FLOOR PLAN

*The above mentioned layout is as per DD stage.



BLOCK - 4
INTERMEDIATE 14th & 15th FLOOR PLAN


**The above mentioned layout is as per DD stage.*



BLOCK - 4

INTERMEDIATE 19th FLOOR PLAN


*The above mentioned layout is as per DD stage.



BLOCK - 4

INTERMEDIATE 24th & 25th FLOOR PLAN


**The above mentioned layout is as per DD stage.*



BLOCK - 4

INTERMEDIATE_28th FLOOR PLAN


**The above mentioned layout is as per DD stage.*



BLOCK - 4


REFUGE_18th FLOOR PLAN

**The above mentioned layout is as per DD stage.*



BLOCK - 4
REFUGE_27th FLOOR PLAN


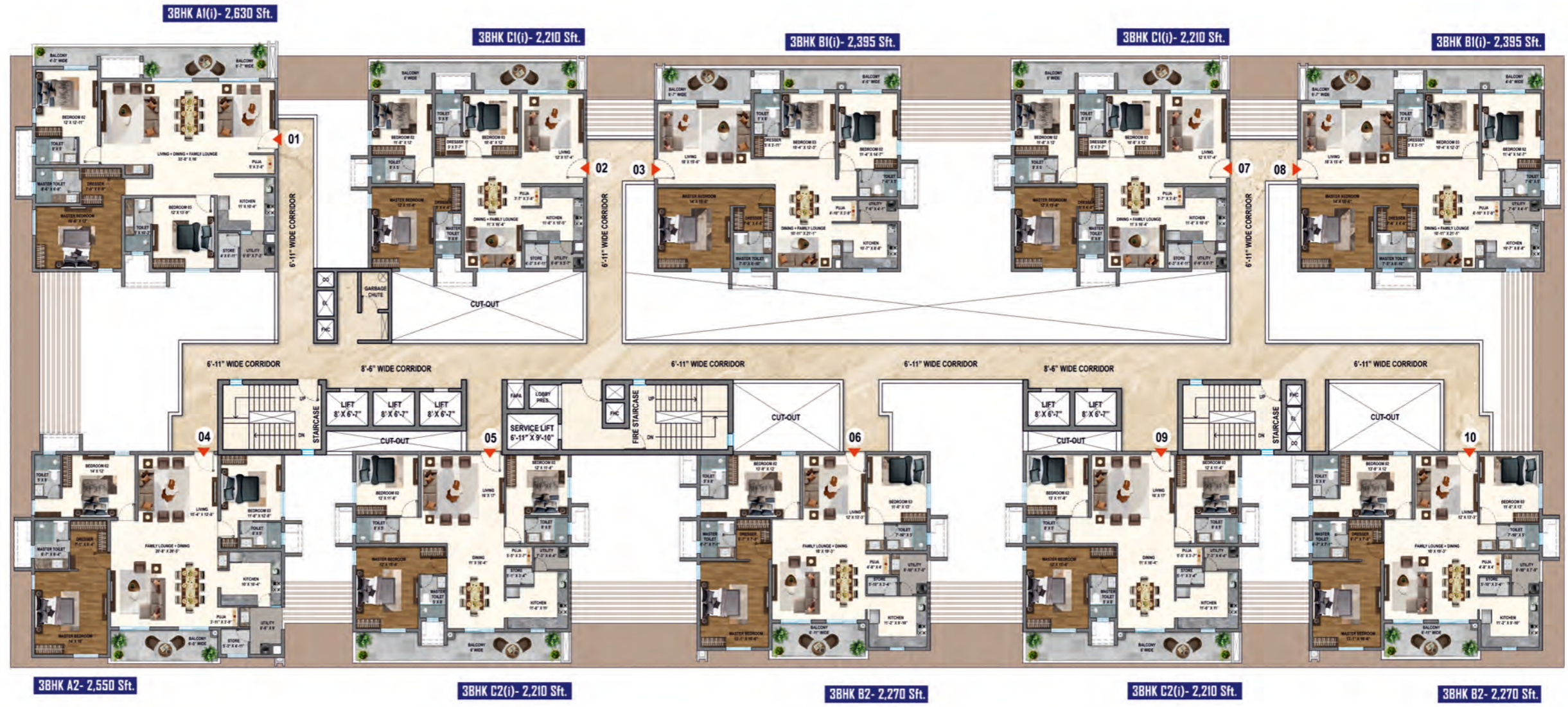
**The above mentioned layout is as per DD stage.*



BLOCK - 5


TYPICAL FLOOR PLAN

*The above mentioned layout is as per DD stage.



BLOCK - 5
FIRST FLOOR PLAN


**The above mentioned layout is as per DD stage.*



BLOCK - 5


INTERMEDIATE 8th & 9th FLOOR PLAN

*The above mentioned layout is as per DD stage.



BLOCK - 5
INTERMEDIATE 14th & 15th FLOOR PLAN


**The above mentioned layout is as per DD stage.*



BLOCK - 5


INTERMEDIATE 19th & 28th FLOOR PLAN

*The above mentioned layout is as per DD stage.



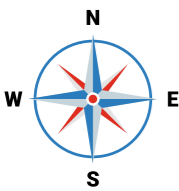
BLOCK - 5
INTERMEDIATE_24th & 25th FLOOR PLAN

**The above mentioned layout is as per DD stage.*



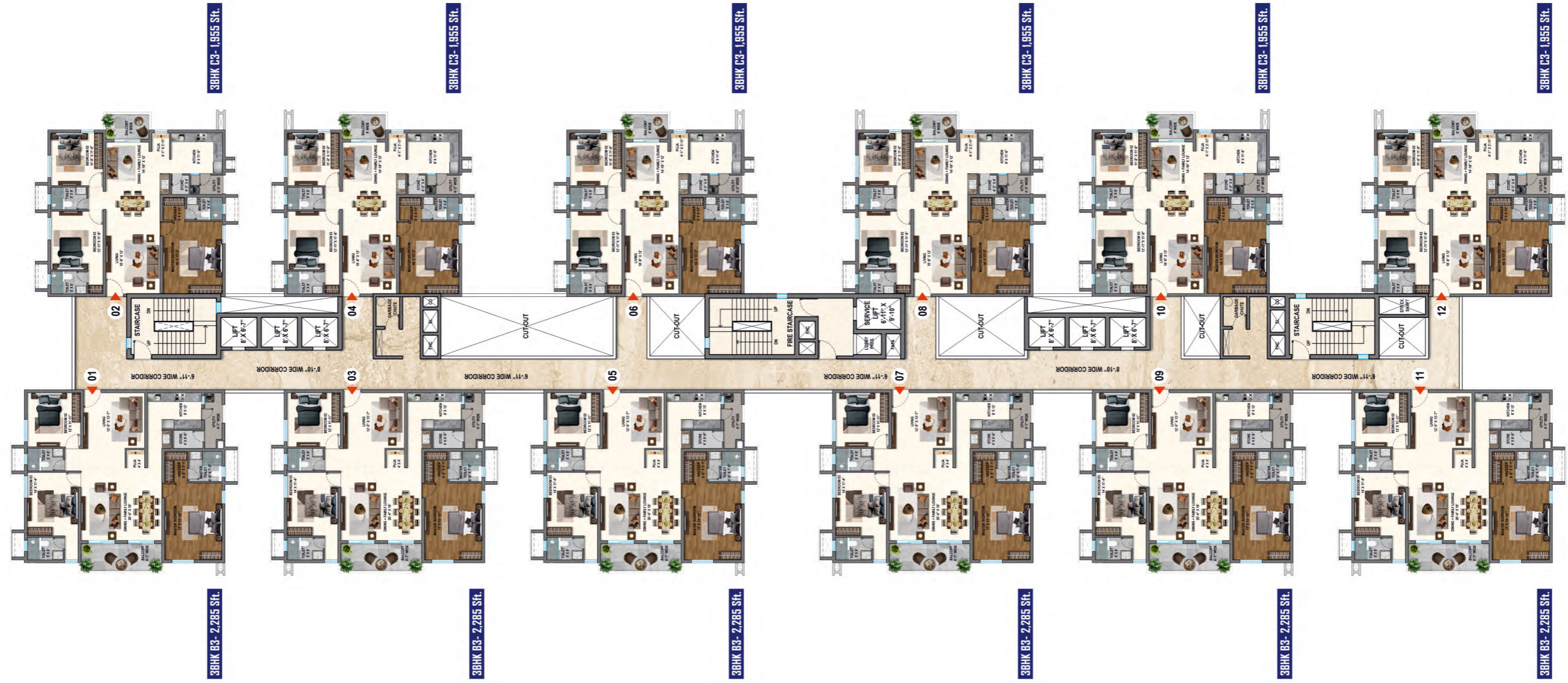
BLOCK - 5
REFUGE_18th & 27th FLOOR PLAN

**The above mentioned layout is as per DD stage.*




BLOCK - 6

TYPICAL FLOOR PLAN

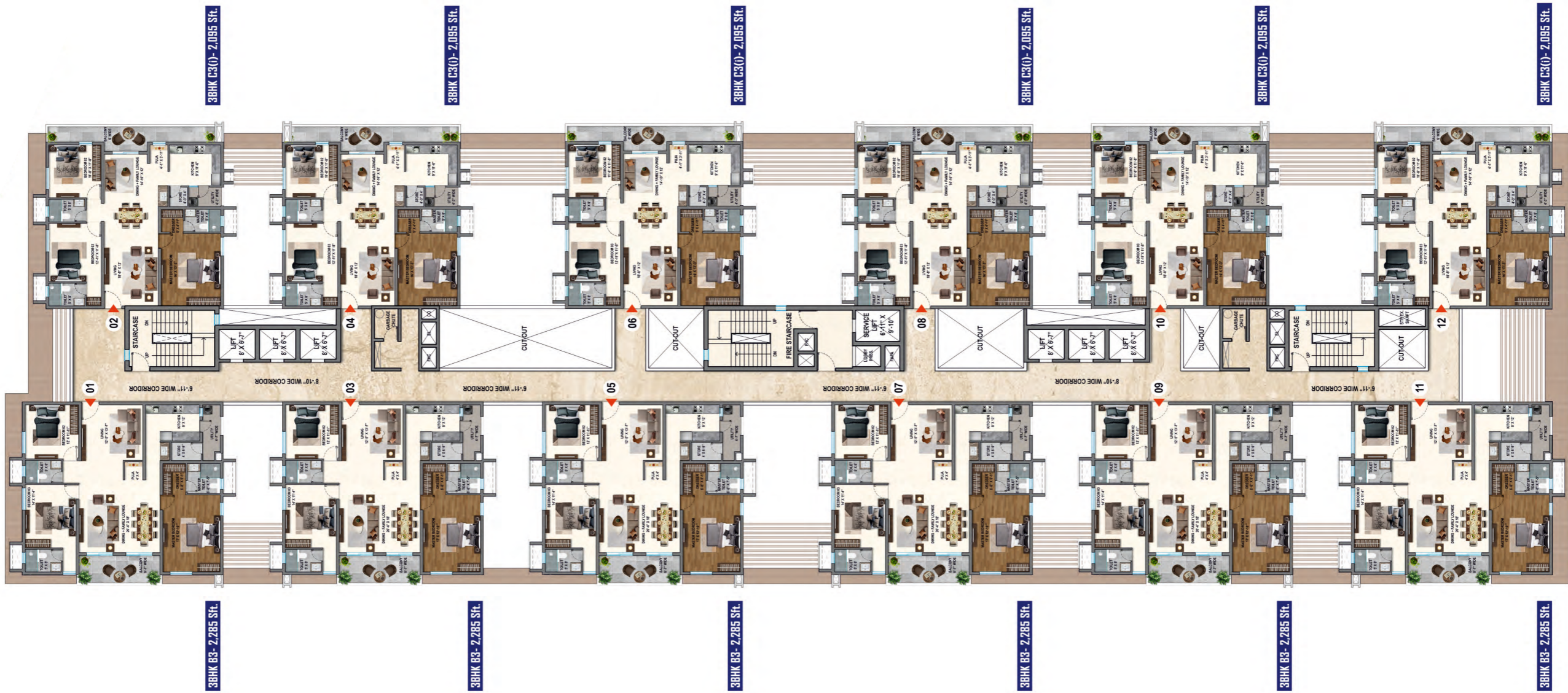


*The above mentioned layout is as per DD stage.




BLOCK - 6

FIRST FLOOR PLAN

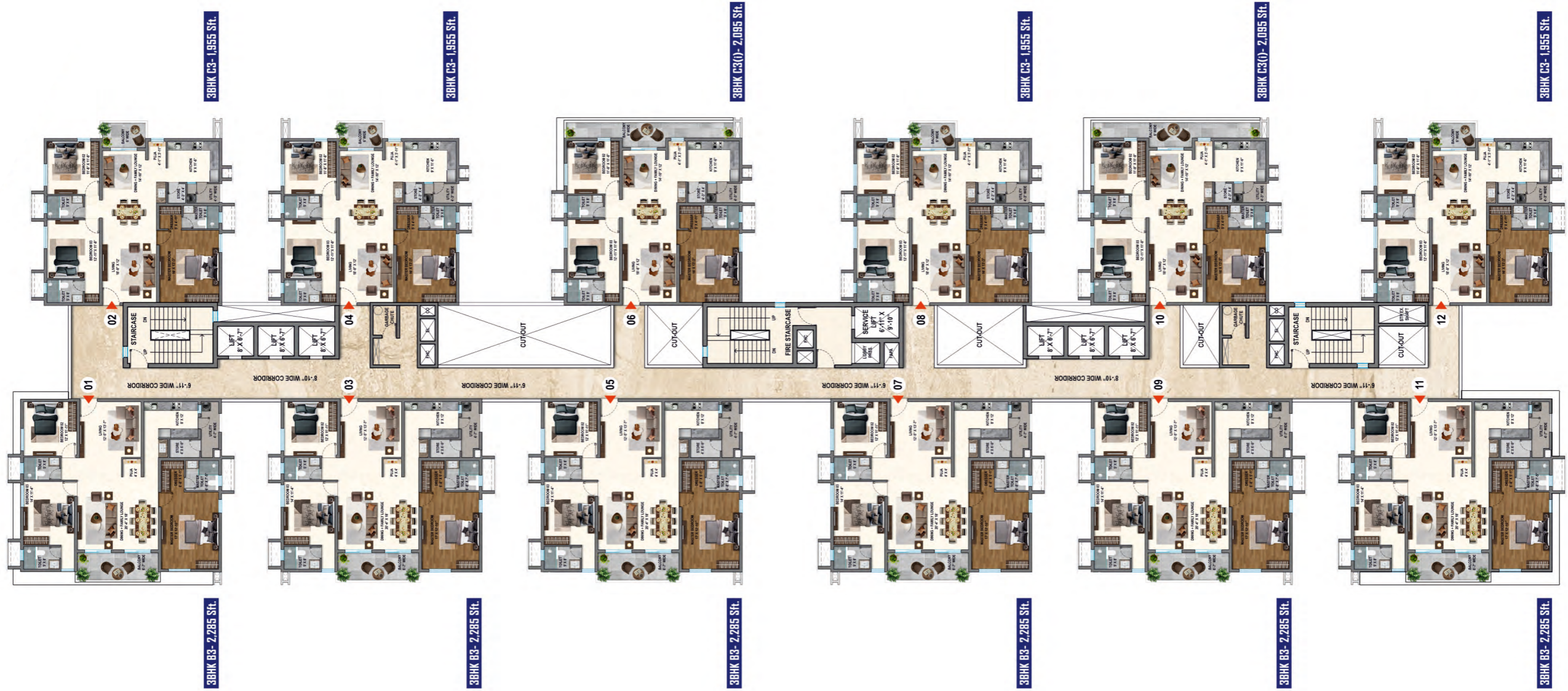


*The above mentioned layout is as per DD stage.

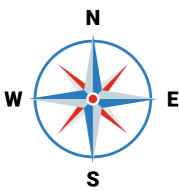


BLOCK - 6

INTERMEDIATE 8th & 9th FLOOR PLAN

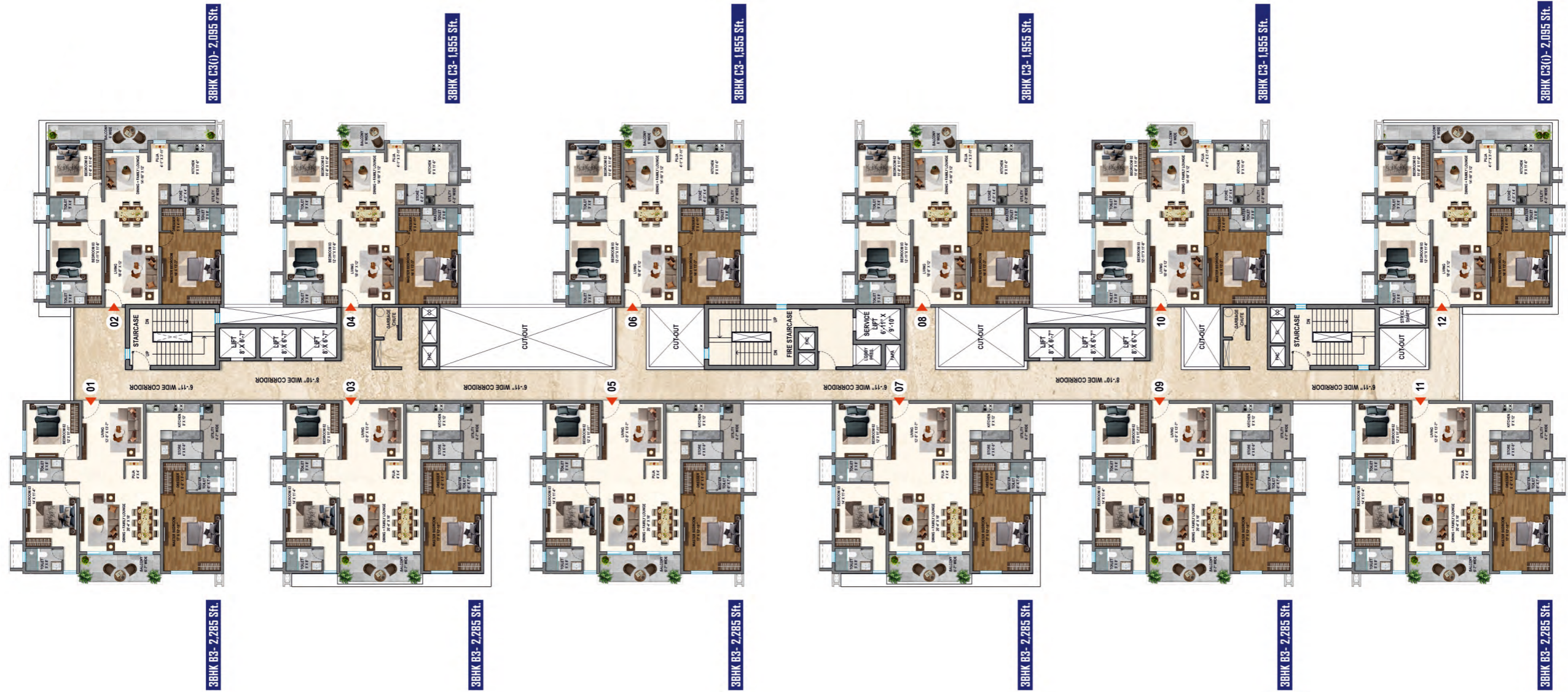


*The above mentioned layout is as per DD stage.

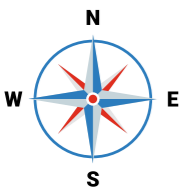


BLOCK - 6

INTERMEDIATE 14th & 15th FLOOR PLAN

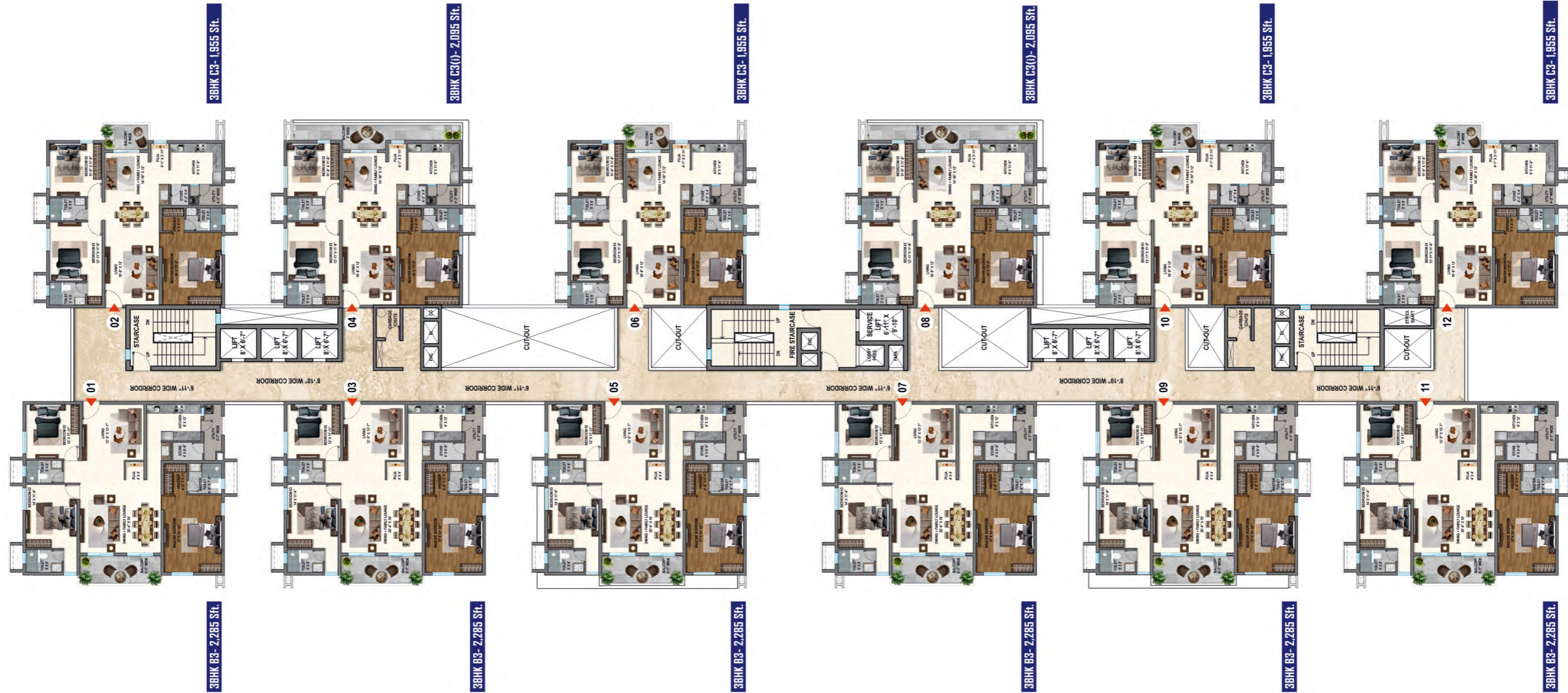


*The above mentioned layout is as per DD stage.




BLOCK - 6

INTERMEDIATE_19th FLOOR PLAN



*The above mentioned layout is as per DD stage.

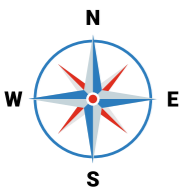


BLOCK - 6

INTERMEDIATE 24th & 25th FLOOR PLAN

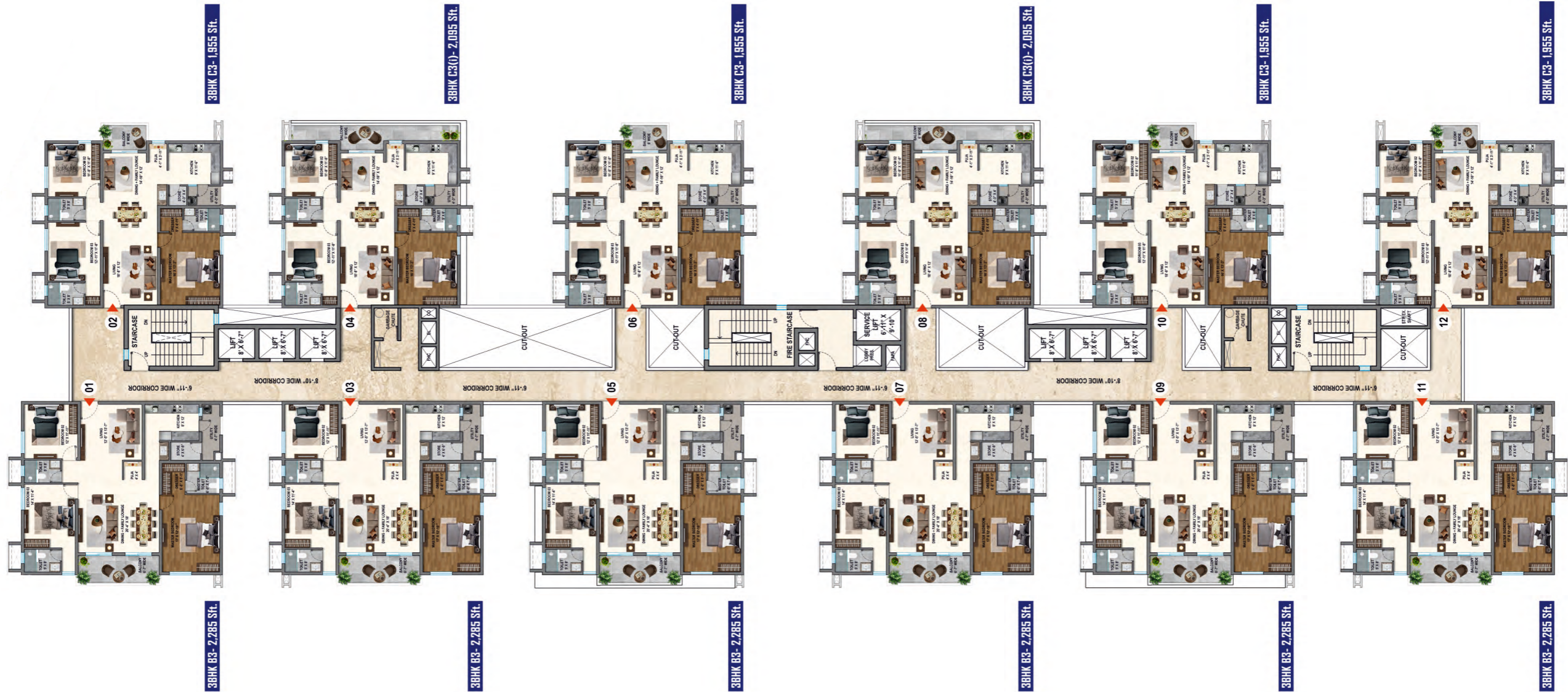


*The above mentioned layout is as per DD stage.

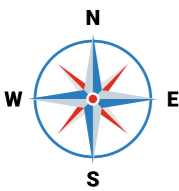


BLOCK - 6

INTERMEDIATE_28th FLOOR PLAN

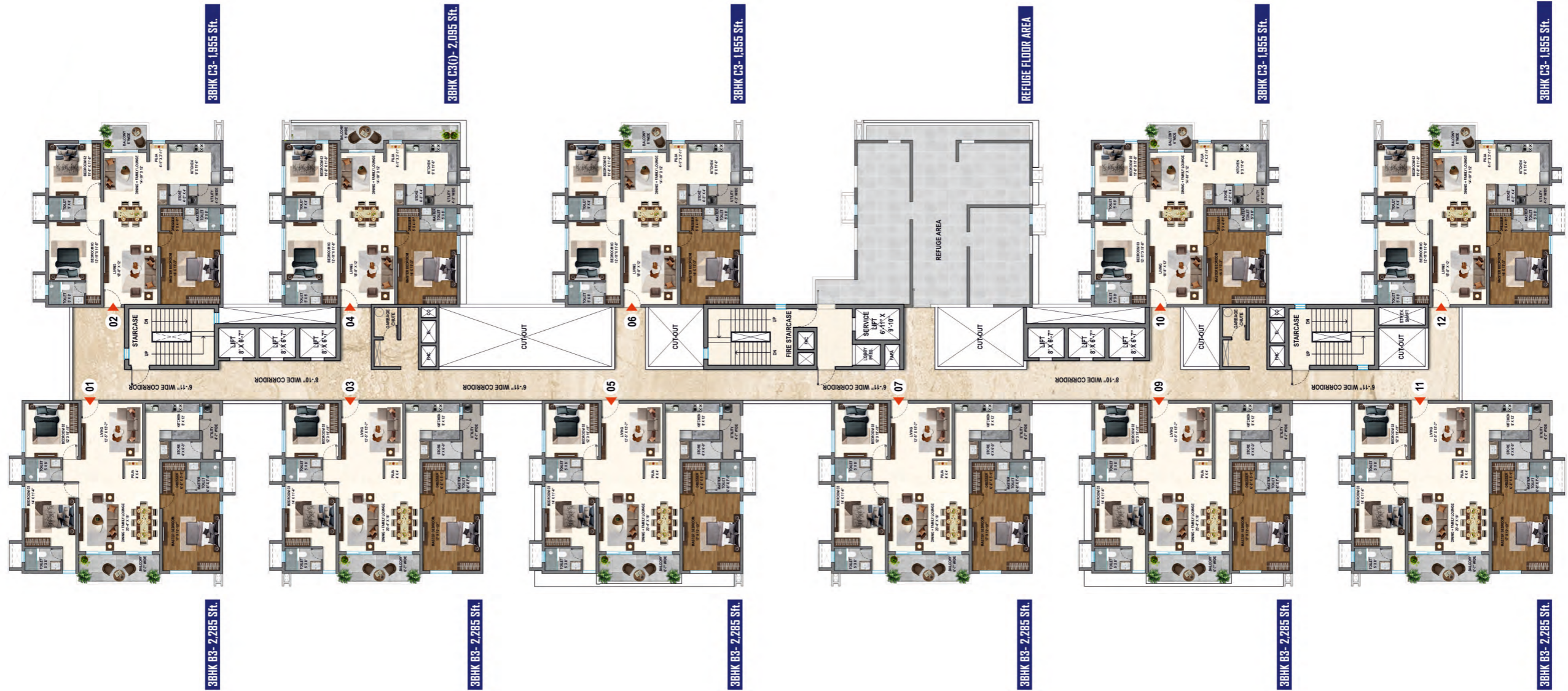


*The above mentioned layout is as per DD stage.




BLOCK - 6

REFUGE_18th FLOOR PLAN

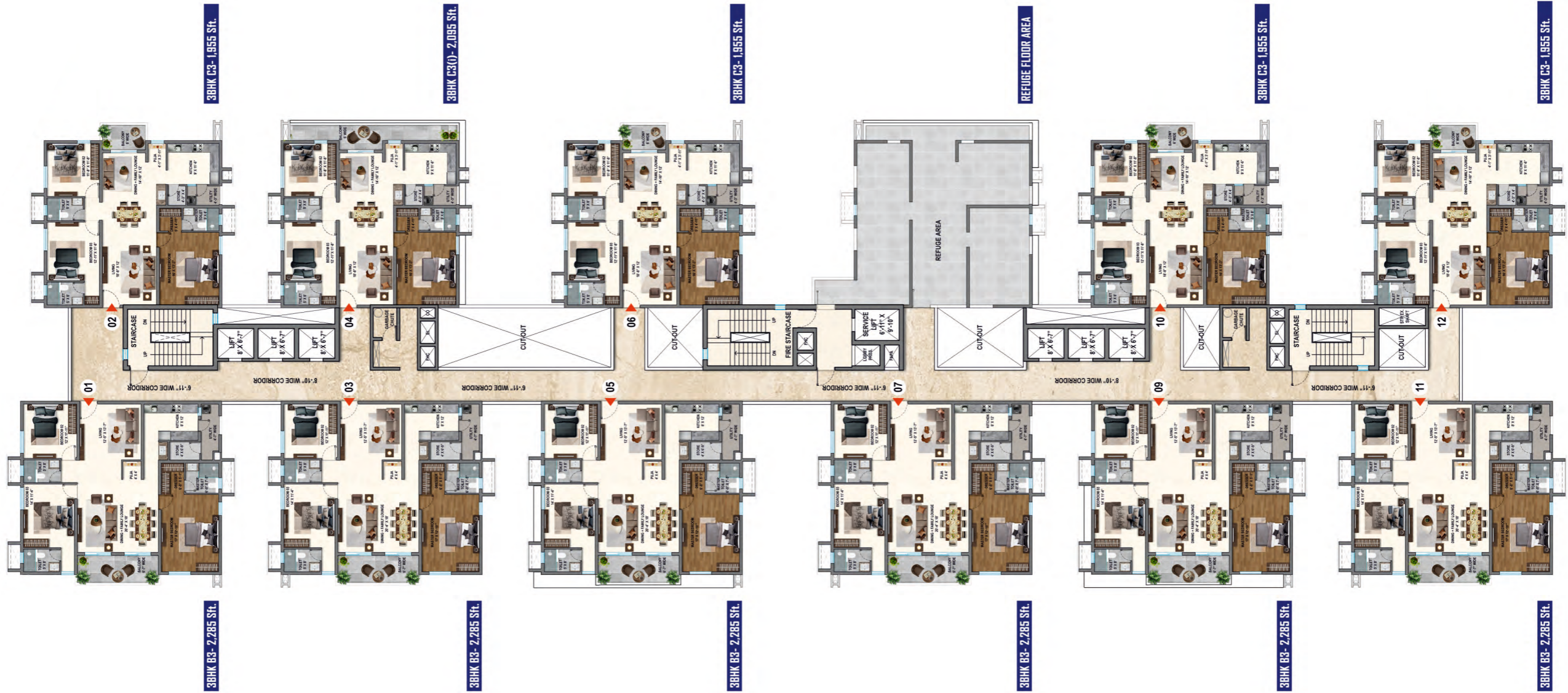


*The above mentioned layout is as per DD stage.




BLOCK - 6

REFUGE_27th FLOOR PLAN


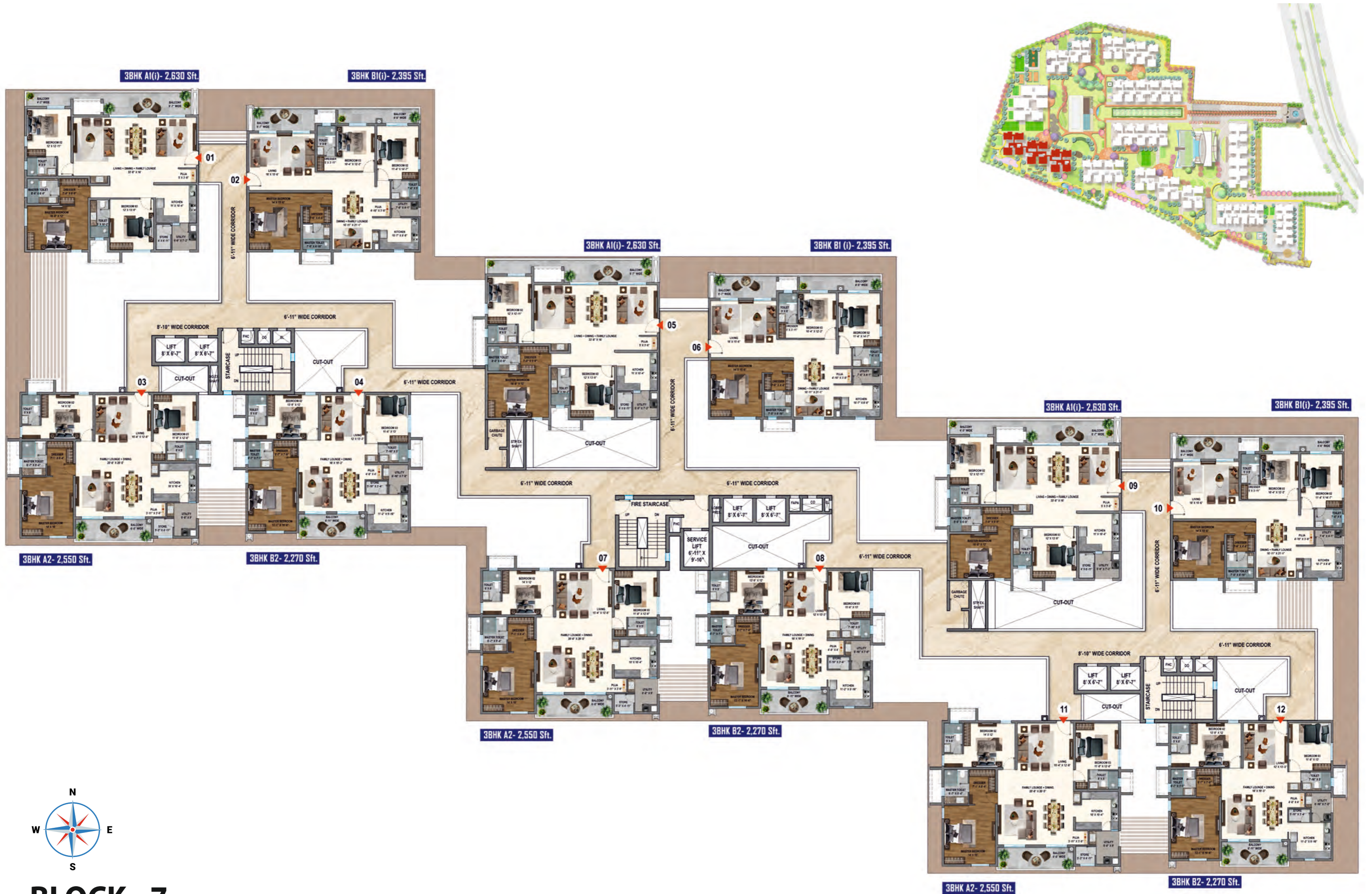


*The above mentioned layout is as per DD stage.




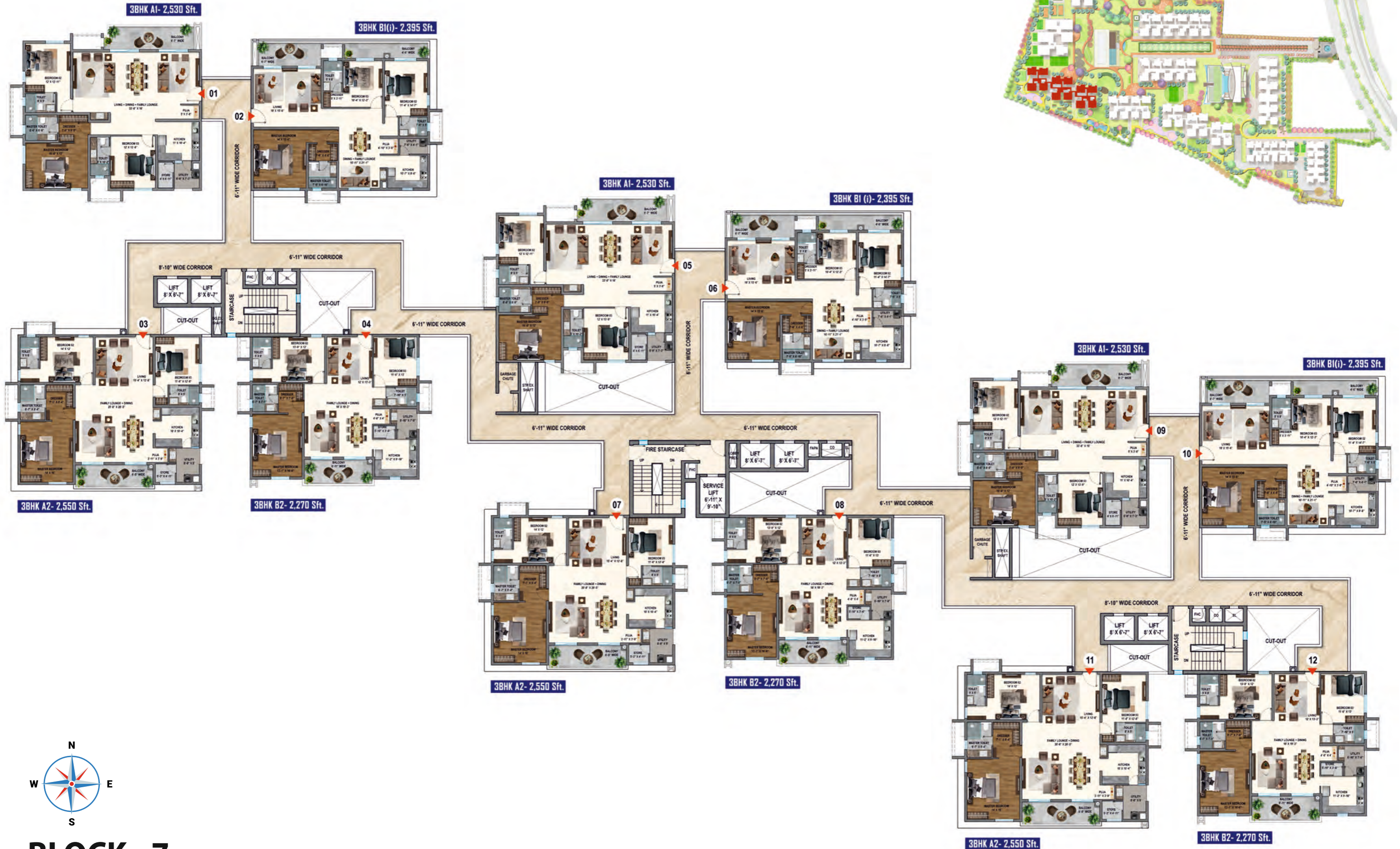
BLOCK - 7
TYPICAL FLOOR PLAN

*The above mentioned layout is as per DD stage.



BLOCK - 7
FIRST FLOOR PLAN


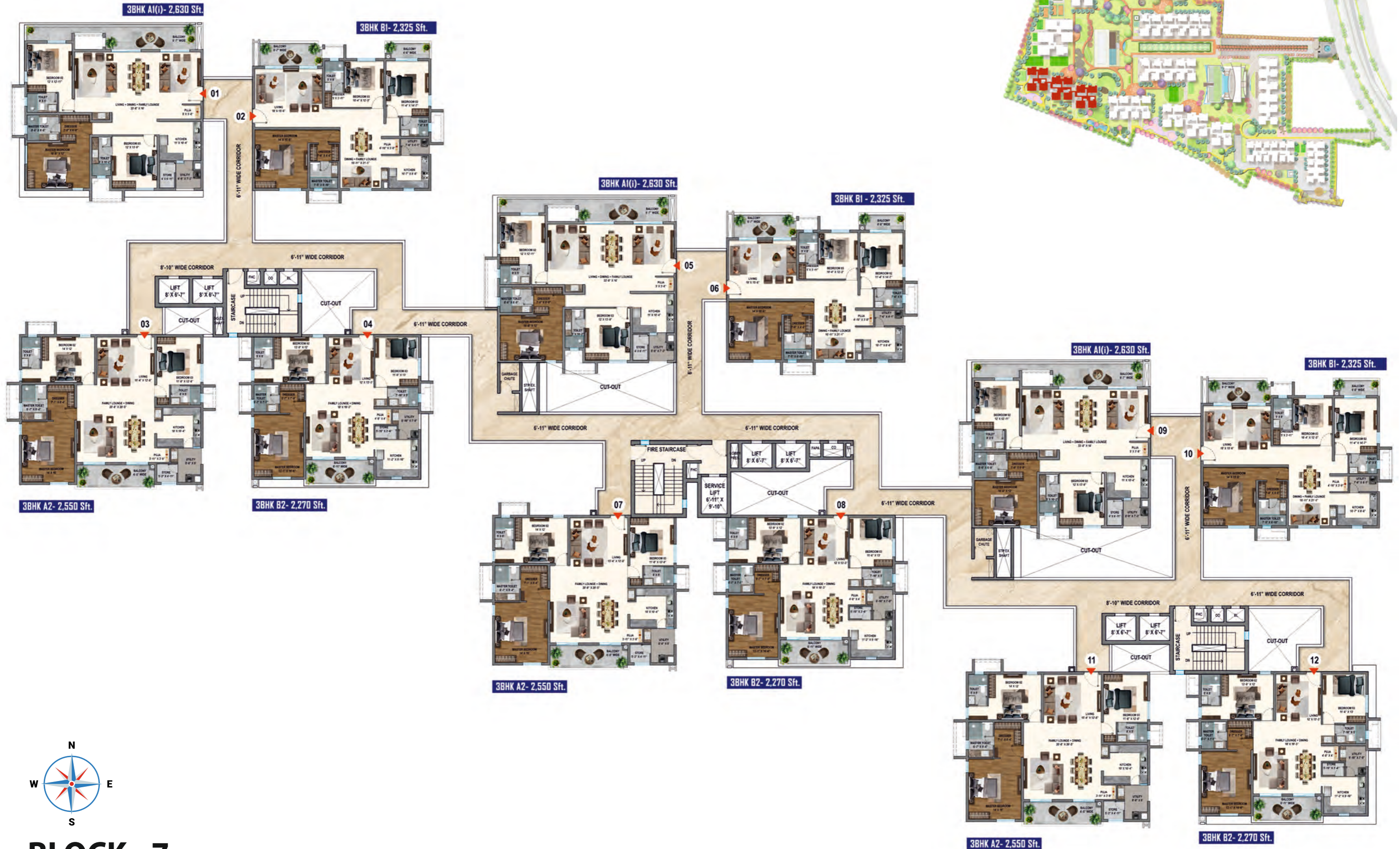
**The above mentioned layout is as per DD stage.*



BLOCK - 7


INTERMEDIATE 8th & 9th FLOOR PLAN

*The above mentioned layout is as per DD stage.




BLOCK - 7
INTERMEDIATE 14th & 15th FLOOR PLAN

**The above mentioned layout is as per DD stage.*




BLOCK - 7
INTERMEDIATE 19th FLOOR PLAN

**The above mentioned layout is as per DD stage.*




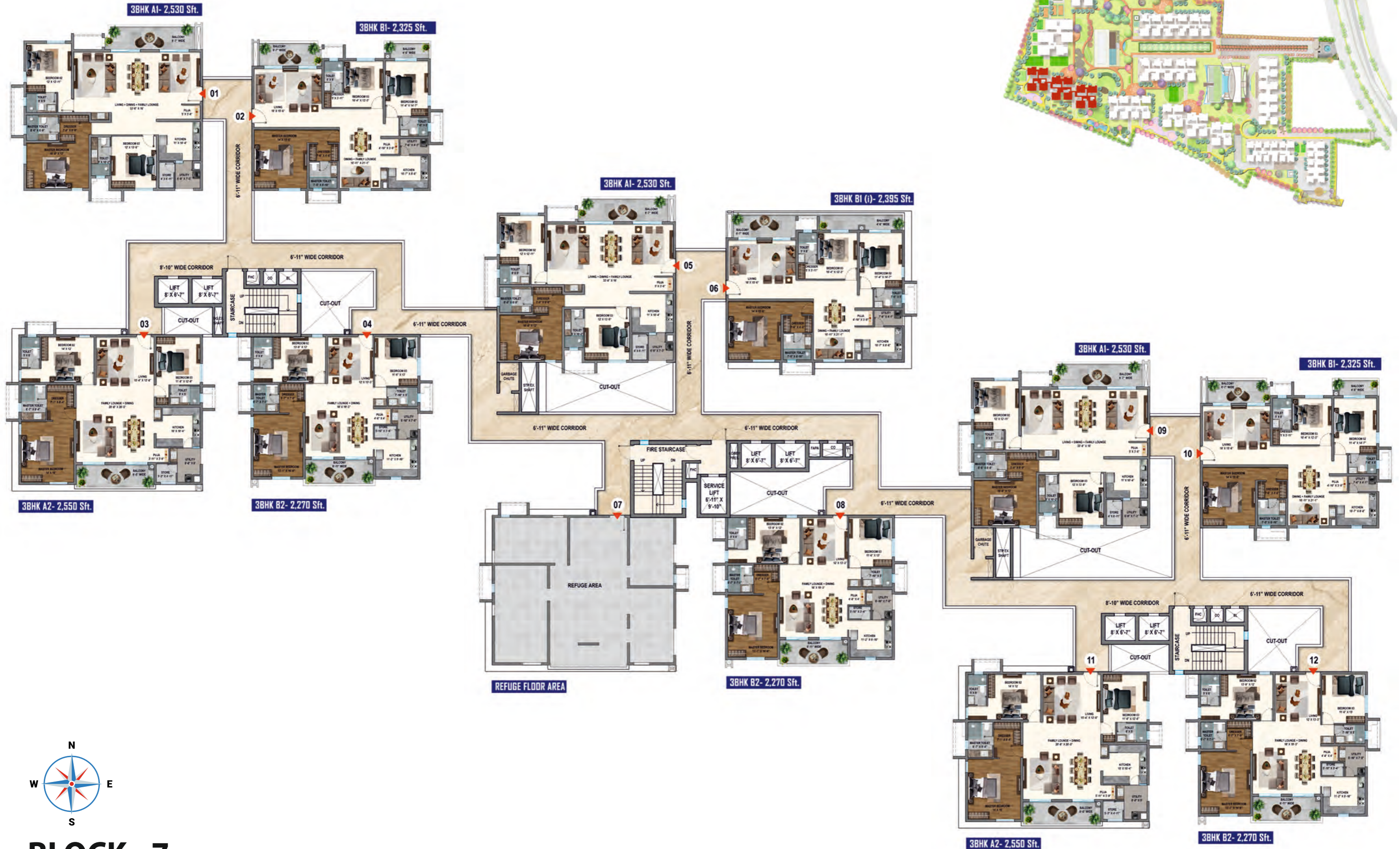
BLOCK - 7
INTERMEDIATE 24th & 25th FLOOR PLAN

**The above mentioned layout is as per DD stage.*




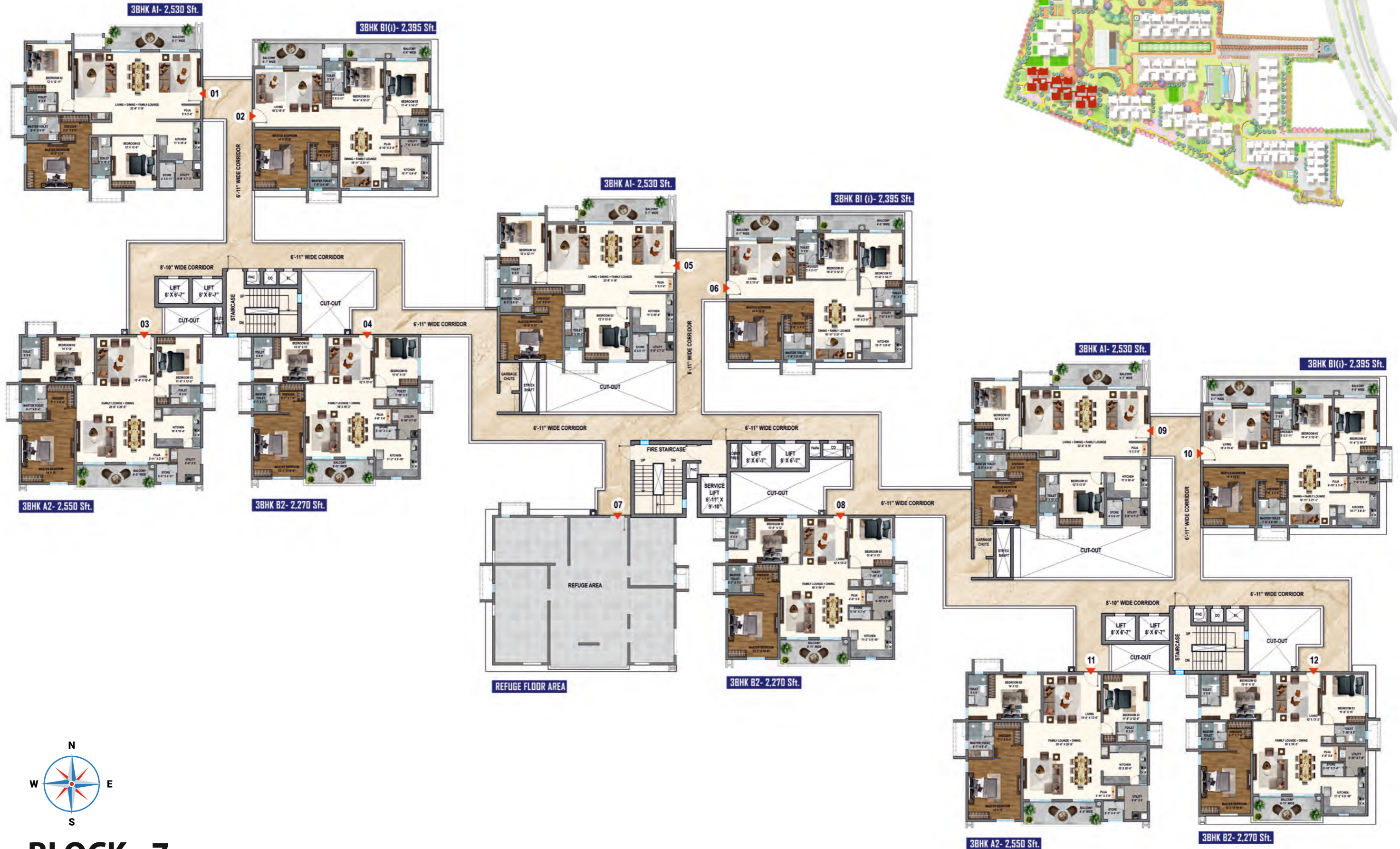
BLOCK - 7
INTERMEDIATE_28th FLOOR PLAN

**The above mentioned layout is as per DD stage.*




BLOCK - 7
REFUGE_18th FLOOR PLAN

*The above mentioned layout is as per DD stage.



BLOCK - 7
REFUGE_27th FLOOR PLAN


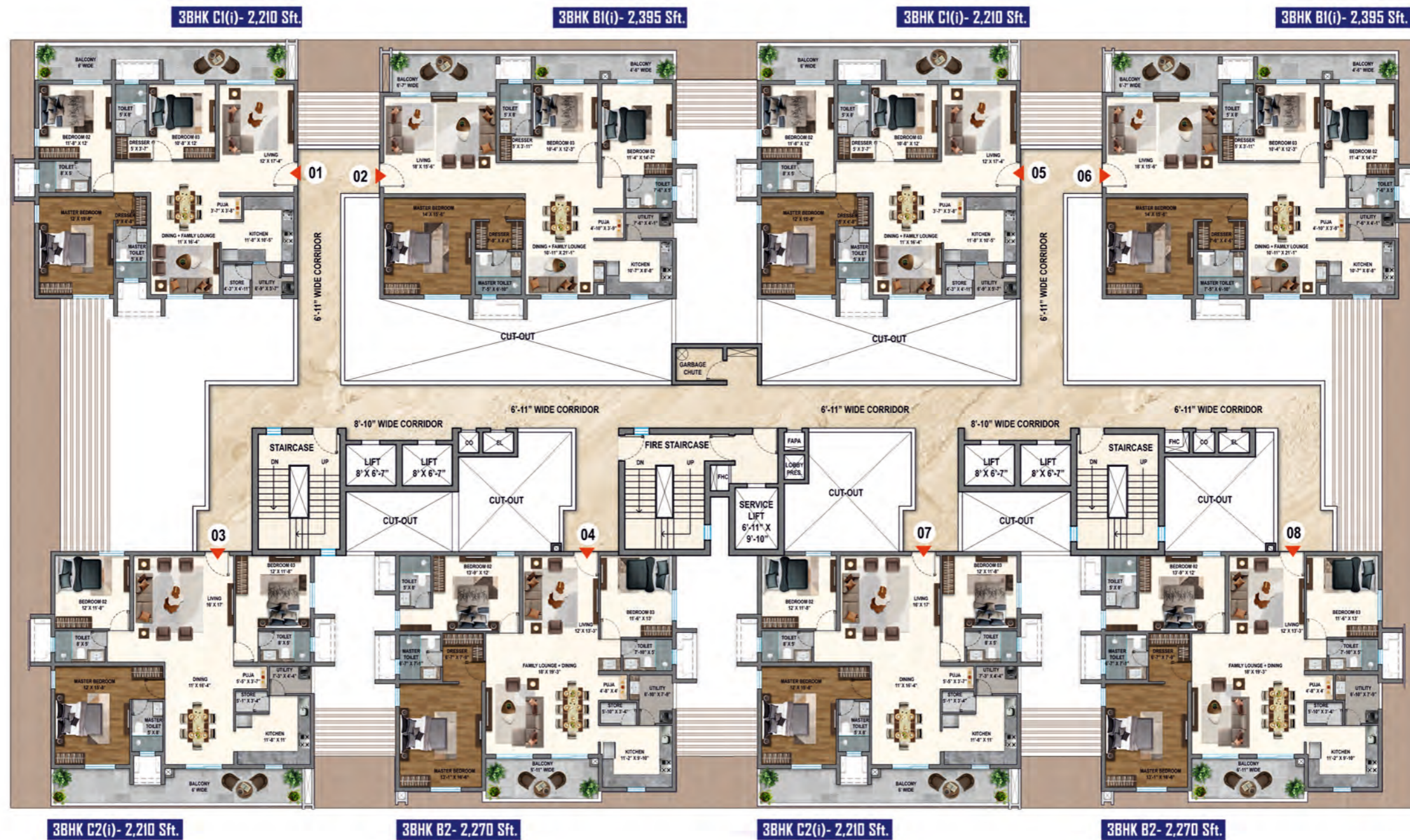
**The above mentioned layout is as per DD stage.*



BLOCK - 8

TYPICAL FLOOR PLAN


*The above mentioned layout is as per DD stage.



BLOCK - 8


FIRST FLOOR PLAN

**The above mentioned layout is as per DD stage.*




BLOCK - 8
INTERMEDIATE 8th & 9th FLOOR PLAN

**The above mentioned layout is as per DD stage.*



BLOCK - 8
INTERMEDIATE 14th & 15th FLOOR PLAN


**The above mentioned layout is as per DD stage.*



BLOCK - 8


INTERMEDIATE_19th FLOOR PLAN

*The above mentioned layout is as per DD stage.



BLOCK - 8
INTERMEDIATE 24th & 25th FLOOR PLAN


**The above mentioned layout is as per DD stage.*



BLOCK - 8


INTERMEDIATE_28th FLOOR PLAN

**The above mentioned layout is as per DD stage.*



BLOCK - 8
REFUGE_18th FLOOR PLAN


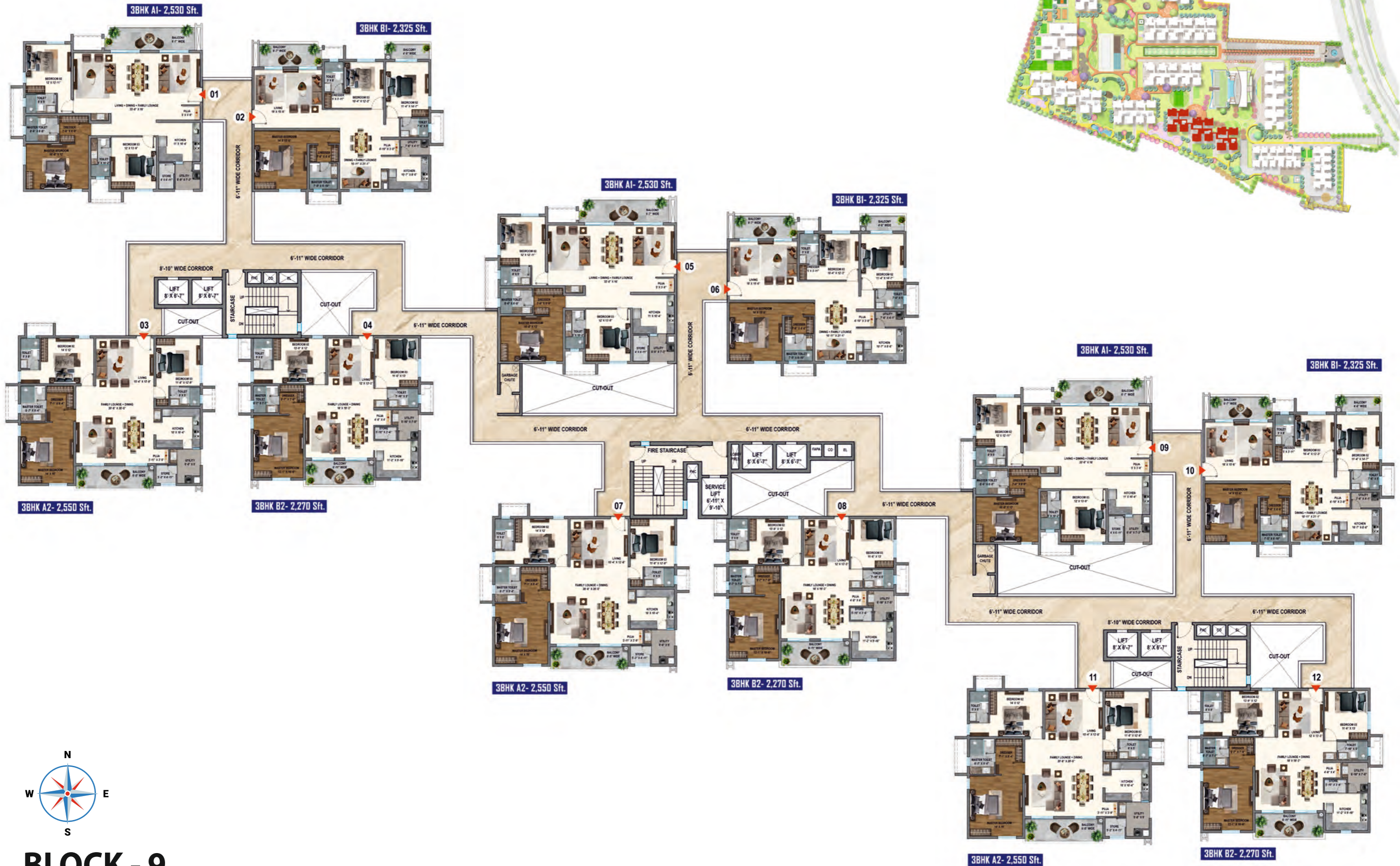
**The above mentioned layout is as per DD stage.*



BLOCK - 8

REFUGE_27th FLOOR PLAN


*The above mentioned layout is as per DD stage.



BLOCK - 9


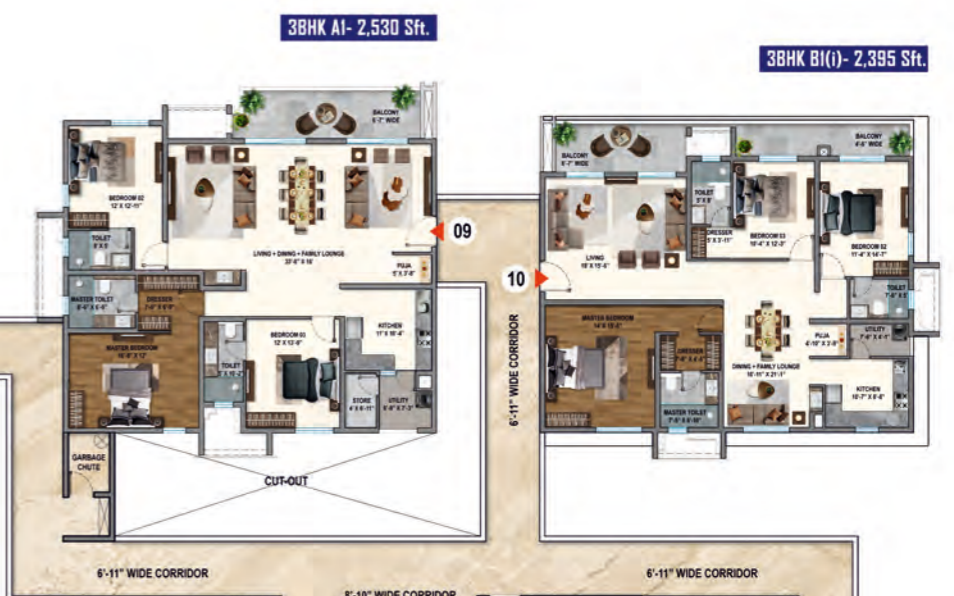
TYPICAL FLOOR PLAN

**The above mentioned layout is as per DD stage.*



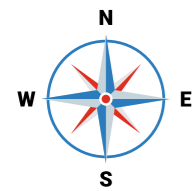
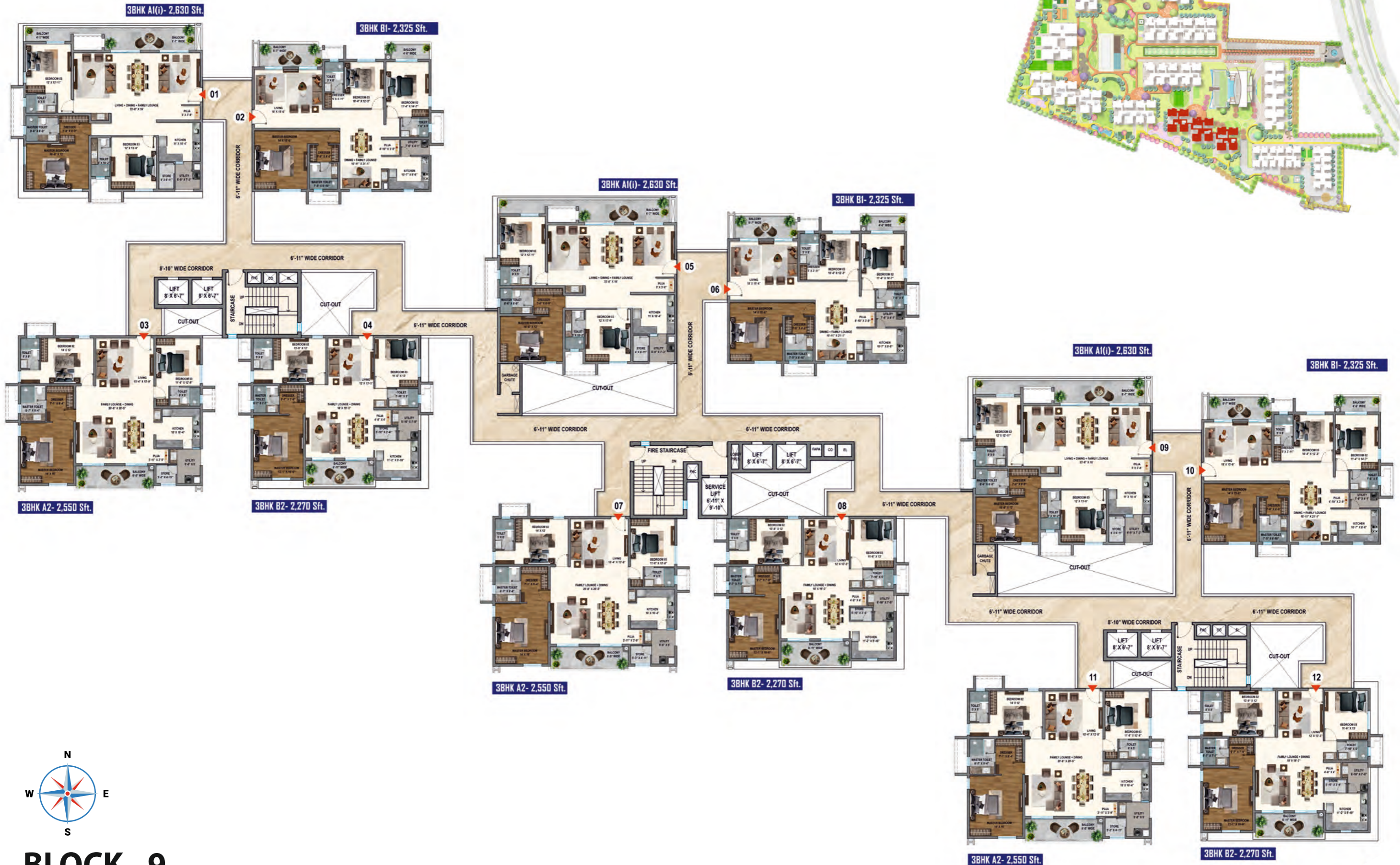
BLOCK - 9
FIRST FLOOR PLAN

**The above mentioned layout is as per DD stage.*



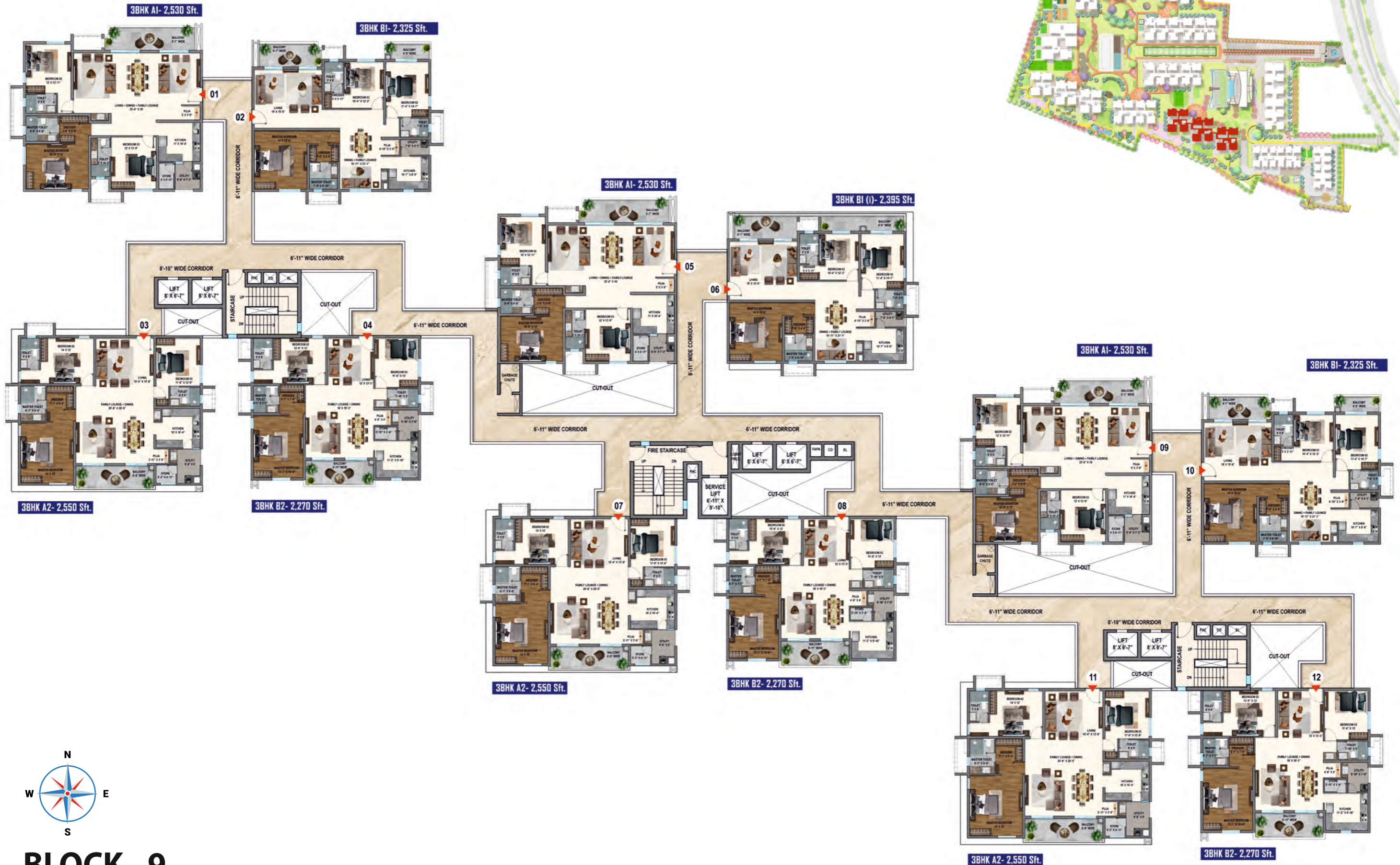
BLOCK - 9
INTERMEDIATE 8th & 9th FLOOR PLAN

**The above mentioned layout is as per DD stage.*




BLOCK - 9
INTERMEDIATE 14th & 15th FLOOR PLAN

**The above mentioned layout is as per DD stage.*



BLOCK - 9
INTERMEDIATE 19th FLOOR PLAN


**The above mentioned layout is as per DD stage.*



BLOCK - 9

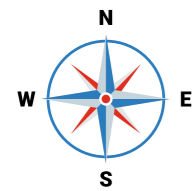
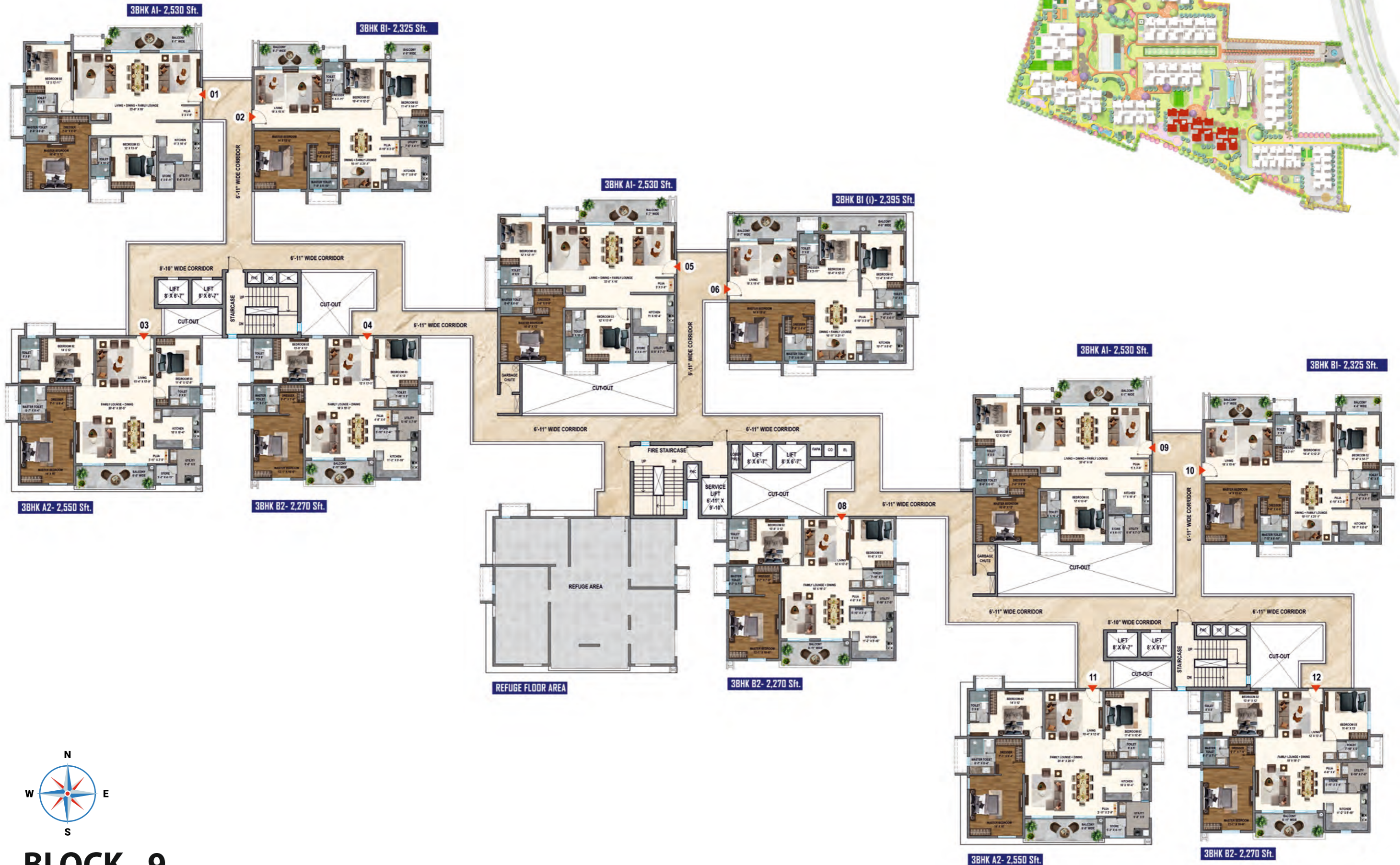
INTERMEDIATE 24th & 25th FLOOR PLAN

*The above mentioned layout is as per DD stage.



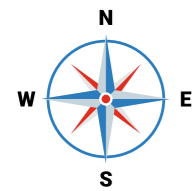
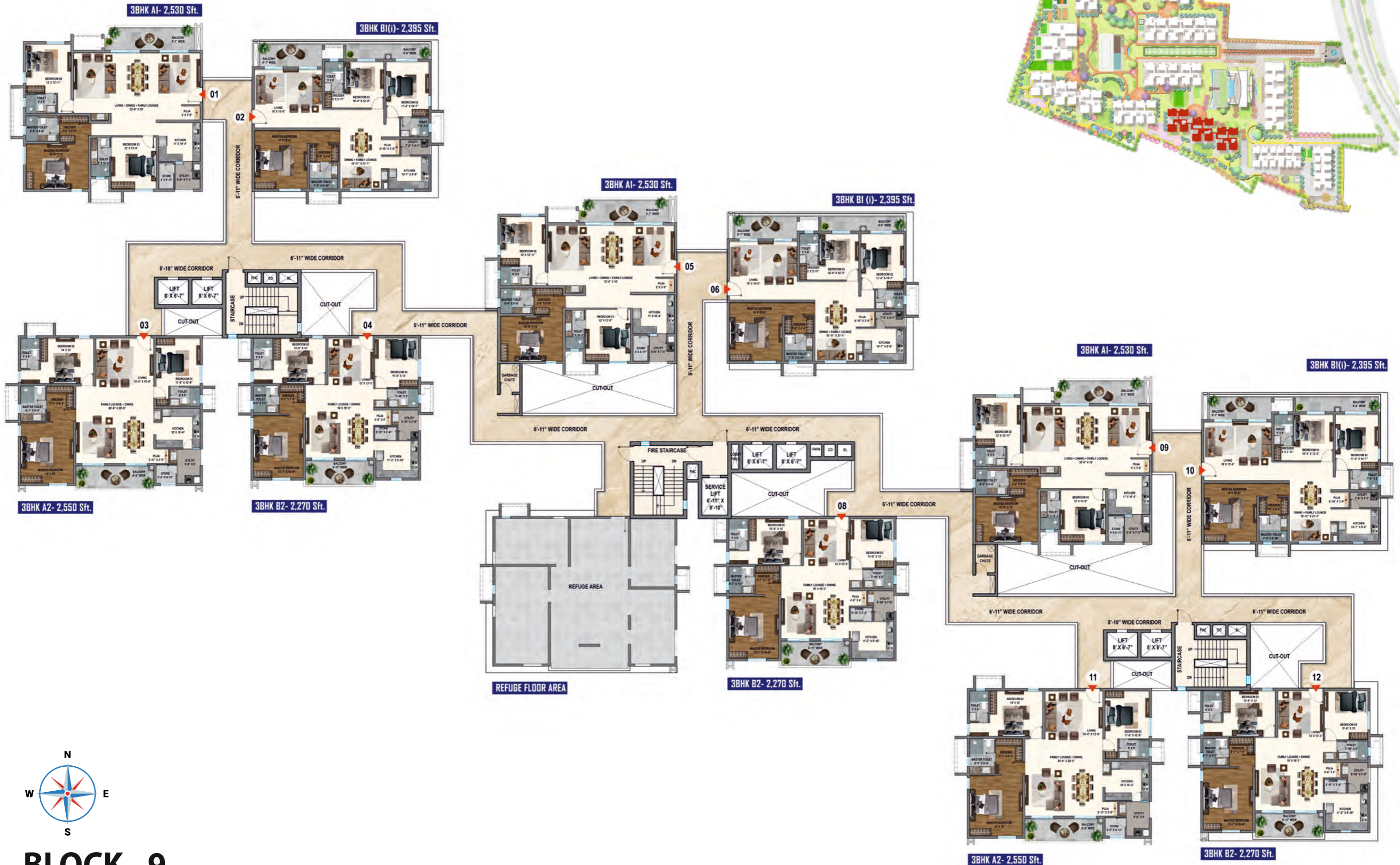
BLOCK - 9
INTERMEDIATE_28th FLOOR PLAN

**The above mentioned layout is as per DD stage.*




BLOCK - 9
REFUGE_18th FLOOR PLAN

**The above mentioned layout is as per DD stage.*



BLOCK - 9
REFUGE_27th FLOOR PLAN


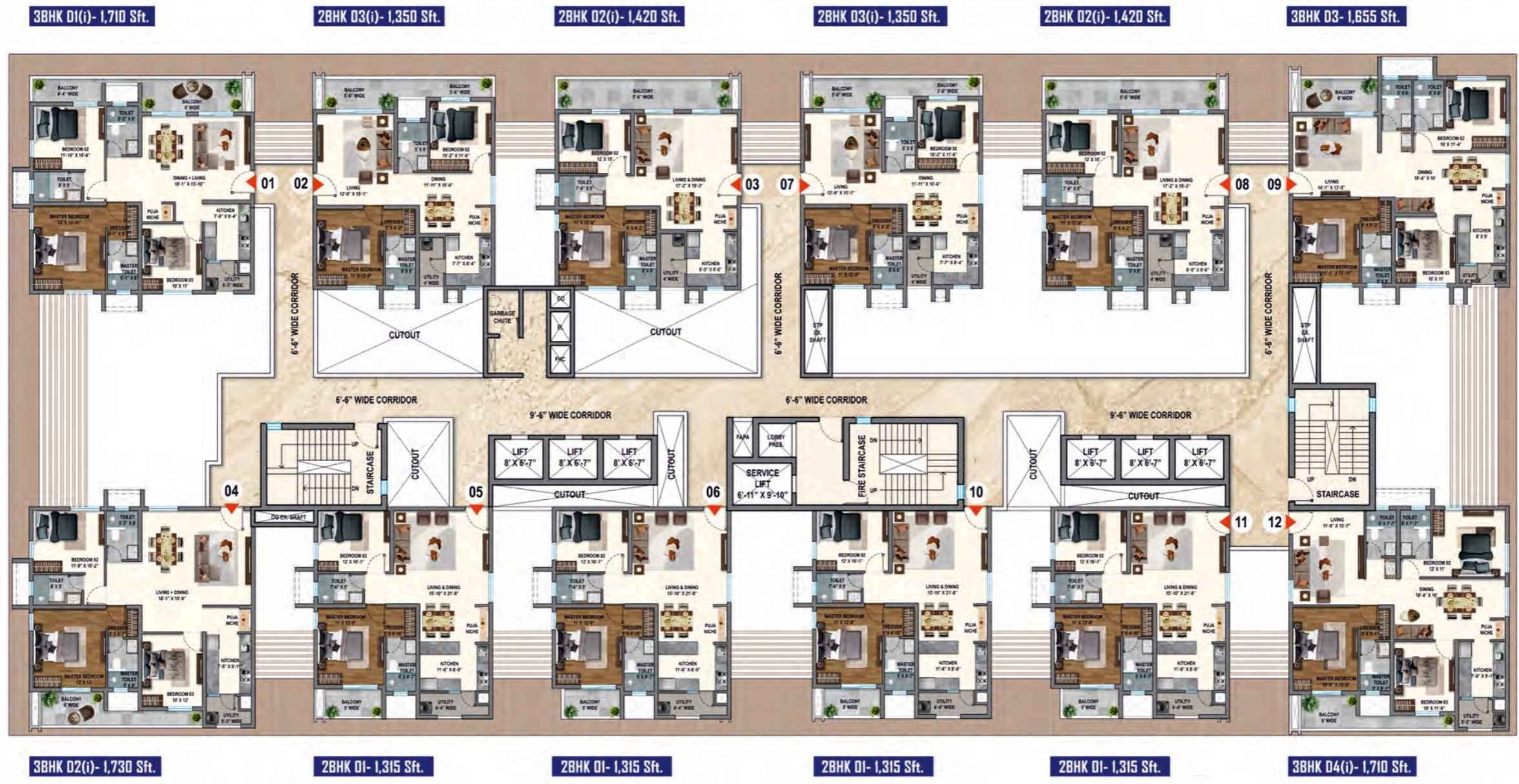
**The above mentioned layout is as per DD stage.*



BLOCK - 10

TYPICAL FLOOR PLAN


*The above mentioned layout is as per DD stage.



BLOCK - 10


FIRST FLOOR PLAN

*The above mentioned layout is as per DD stage.



BLOCK - 10
INTERMEDIATE 8th & 9th FLOOR PLAN


**The above mentioned layout is as per DD stage.*



BLOCK - 10


INTERMEDIATE 14th & 15th FLOOR PLAN

*The above mentioned layout is as per DD stage.



BLOCK - 10
INTERMEDIATE_19th FLOOR PLAN


**The above mentioned layout is as per DD stage.*



BLOCK - 10


INTERMEDIATE 24th & 25th FLOOR PLAN

*The above mentioned layout is as per DD stage.



BLOCK - 10
INTERMEDIATE_28th FLOOR PLAN


**The above mentioned layout is as per DD stage.*



BLOCK - 10


REFUGE_18th FLOOR PLAN

*The above mentioned layout is as per DD stage.



BLOCK - 10
REFUGE_27th FLOOR PLAN

**The above mentioned layout is as per DD stage.*



BLOCK - 11

TYPICAL FLOOR PLAN

3BHK D1- 1,630 Sft.



3BHK D3- 1,655 Sft.



2BHK 04- 1,325 Sft.



2BHK 05- 1,340 Sft.



2BHK 04- 1,325 Sft.



2BHK 05- 1,340 Sft.



2BHK 04- 1,325 Sft.



2BHK 05- 1,340 Sft.




3BHK D2- 1,665 Sft.



3BHK D4- 1,650 Sft.



*The above mentioned layout is as per DD stage.



BLOCK - 11

FIRST FLOOR PLAN

3BHK D1(i)- 1,710 Sft.

2BHK 04(i)- 1,395 Sft.

2BHK 04(i)- 1,395 Sft.

2BHK 04(i)- 1,395 Sft.

3BHK D2(i)- 1,730 Sft.



3BHK D3- 1,655 Sft.

2BHK 05- 1,340 Sft.


2BHK 05- 1,340 Sft.

2BHK 05- 1,340 Sft.

3BHK D4(i)- 1,710 Sft.



**The above mentioned layout is as per DD stage.*



BLOCK - 11

INTERMEDIATE 8th & 9th FLOOR PLAN

3BHK D1- 1,630 Sft.



3BHK D3- 1,655 Sft.



2BHK Q4(i)- 1,395 Sft.



2BHK Q5- 1,340 Sft.



2BHK Q4- 1,325 Sft.



2BHK Q5- 1,340 Sft.



2BHK Q4(i)- 1,395 Sft.



2BHK Q5- 1,340 Sft.




3BHK D2- 1,665 Sft.



3BHK D4- 1,650 Sft.



*The above mentioned layout is as per DD stage.



BLOCK - 11

INTERMEDIATE 14th, 15th, 24th & 25th FLOOR PLAN

3BHK D1(i)- 1,710 Sft.



3BHK D3- 1,655 Sft.



2BHK Q4- 1,325 Sft.



2BHK Q5- 1,340 Sft.



2BHK Q4(i)- 1,395 Sft.



2BHK Q5- 1,340 Sft.



2BHK Q4- 1,325 Sft.



2BHK Q5- 1,340 Sft.




3BHK D2- 1,655 Sft.



3BHK D4- 1,650 Sft.



*The above mentioned layout is as per DD stage.



BLOCK - 11
INTERMEDIATE_19th FLOOR PLAN

3BHK D1- 1,630 Sft.



3BHK D3- 1,655 Sft.



2BHK D4(i)- 1,395 Sft.



2BHK D5- 1,340 Sft.



2BHK D4- 1,325 Sft.



2BHK D5- 1,340 Sft.



2BHK D4(i)- 1,395 Sft.



2BHK D5- 1,340 Sft.




3BHK D2(i)- 1,730 Sft.



3BHK D4(i)- 1,710 Sft.



**The above mentioned layout is as per DD stage.*



BLOCK - 11
INTERMEDIATE_28th FLOOR PLAN

3BHK D1- 1,630 Sft.



3BHK D3- 1,655 Sft.



2BHK Q4(i)- 1,395 Sft.



2BHK Q5- 1,340 Sft.



2BHK Q4- 1,325 Sft.



2BHK Q5- 1,340 Sft.



2BHK Q4(i)- 1,395 Sft.



2BHK Q5- 1,340 Sft.




3BHK D2- 1,665 Sft.



3BHK D4- 1,650 Sft.



**The above mentioned layout is as per DD stage.*



BLOCK - 11

REFUGE_18th FLOOR PLAN

3BHK D1- 1,630 Sft.



3BHK D3- 1,655 Sft.



2BHK D4(i)- 1,395 Sft.



2BHK D5- 1,340 Sft.



2BHK D4- 1,325 Sft.



2BHK D5- 1,340 Sft.



REFUGE FLOOR AREA



2BHK D5- 1,340 Sft.




3BHK D2(i)- 1,730 Sft.



3BHK D4- 1,650 Sft.



*The above mentioned layout is as per DD stage.



BLOCK - 11

REFUGE_27th FLOOR PLAN

3BHK D1- 1,630 Sft.



3BHK D3- 1,655 Sft.



2BHK D4(i)- 1,395 Sft.



2BHK D5- 1,340 Sft.



2BHK D4- 1,325 Sft.



2BHK D5- 1,340 Sft.



REFUGE FLOOR AREA



2BHK D5- 1,340 Sft.



3BHK D2- 1,665 Sft.



3BHK D4- 1,650 Sft.



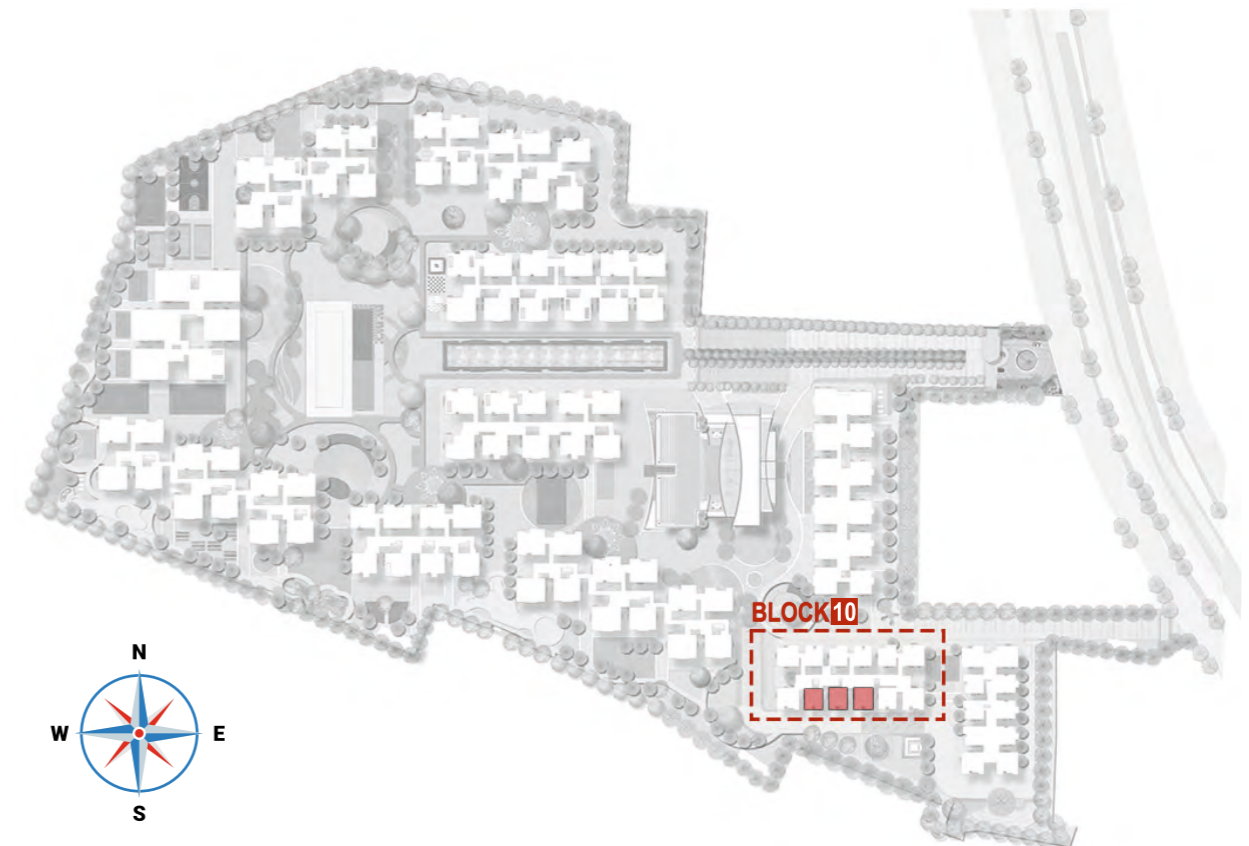
*The above mentioned layout is as per DD stage.



BLOCK10

2BHK 1_A- 1,315 Sft.

- * The only variation in 2Bhk 1_A & 2Bhk 1_B is change in the location of the main entrance door.
- * Unit Covered Area = Unit Area + Balcony Area
- * Saleable Area = Unit Covered Area X 1.3 (factor given by client)
- * All peripheral and internal shafts along with architectural feature (frame) are not included in Unit Covered Area
- * The above mentioned layout is as per DD stage.





BLOCK 10

2BHK 1_B- 1,315 Sft.

- * The only variation in 2Bhk 1_A & 2Bhk 1_B is change in the location of the main entrance door.
- * Unit Covered Area = Unit Area + Balcony Area
- * Saleable Area = Unit Covered Area X 1.3 (factor given by client)
- * All peripheral and internal shafts along with architectural feature (frame) are not included in Unit Covered Area
- * The above mentioned layout is as per DD stage.





BLOCK 10

2BHK 2A- 1,330 Sft.

- * The only variation in 2Bhk 2A & 2Bhk 2B is change in the location of the main entrance door.
- * Unit Covered Area = Unit Area + Balcony Area
- * Saleable Area = Unit Covered Area X 1.3 (factor given by client)
- * All peripheral and internal shafts along with architectural feature (frame) are not included in Unit Covered Area
- * The above mentioned layout is as per DD stage.

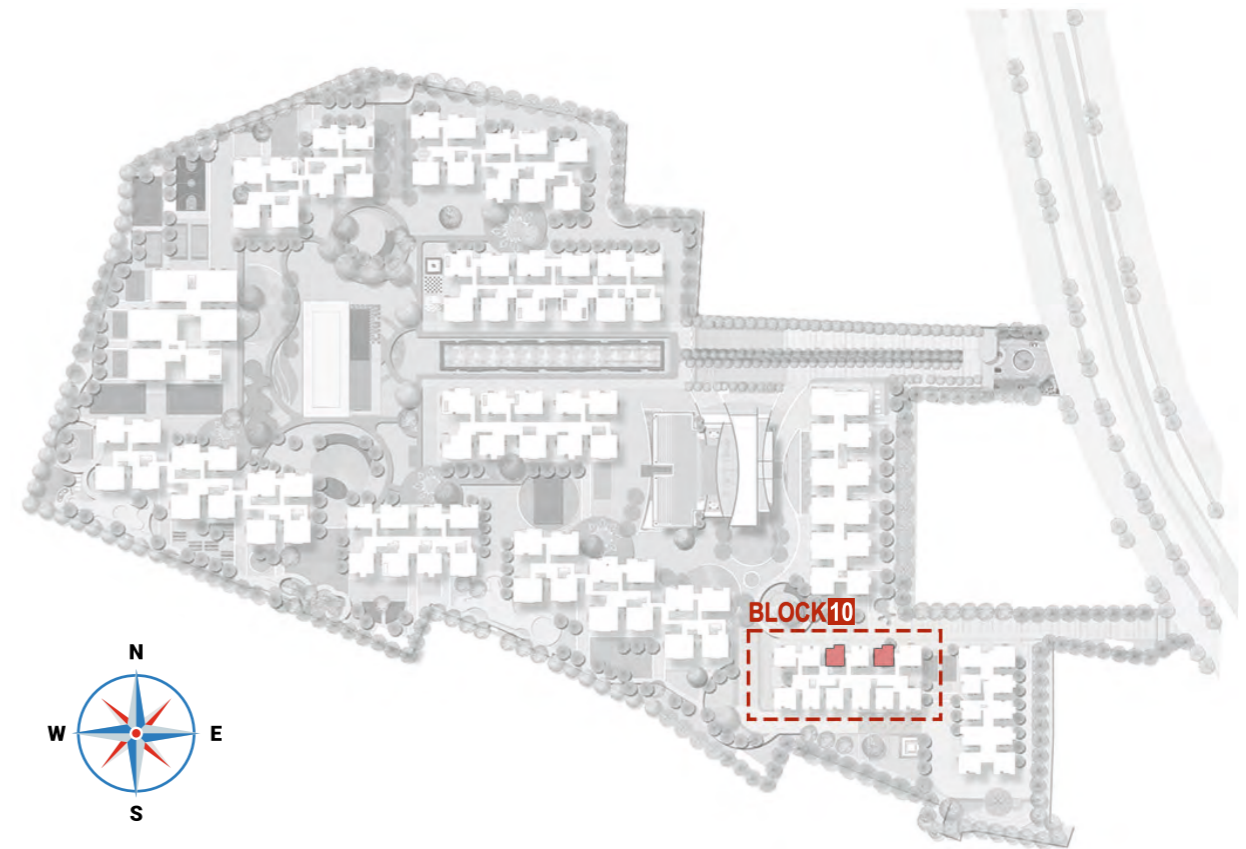




BLOCK 10

2BHK 2B- 1,330 Sft.

- * The only variation in 2Bhk 2A & 2Bhk 2B is change in the location of the main entrance door.
- * Unit Covered Area = Unit Area + Balcony Area
- * Saleable Area = Unit Covered Area X 1.3 (factor given by client)
- * All peripheral and internal shafts along with architectural feature (frame) are not included in Unit Covered Area
- * The above mentioned layout is as per DD stage.





BLOCK 10

2BHK 3- 1,330 Sft.

- * Unit Covered Area = Unit Area + Balcony Area
- * Saleable Area = Unit Covered Area X 1.3 (factor given by client)
- * All peripheral and internal shafts along with architectural feature (frame) are not included in Unit Covered Area
- * The above mentioned layout is as per DD stage.

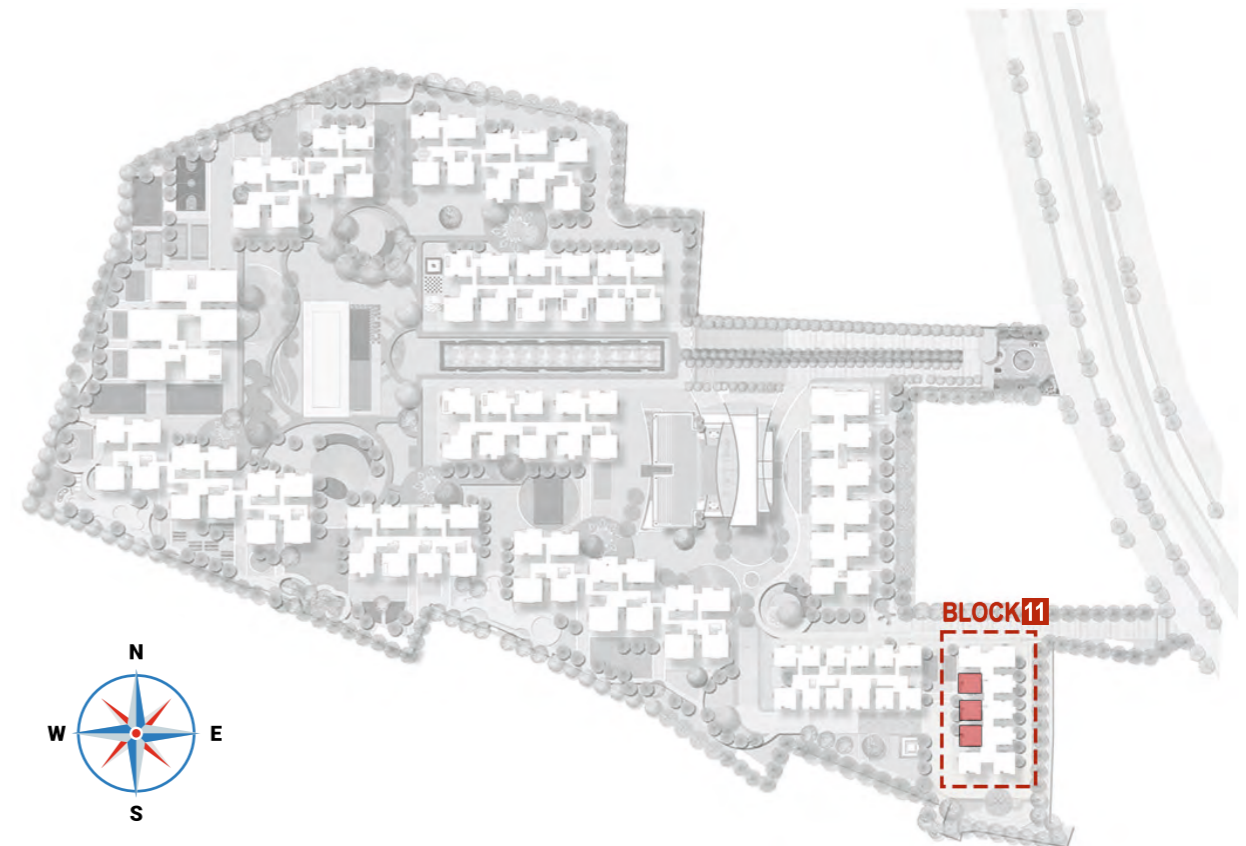




BLOCK 11

2BHK 4- 1,325 Sft.

- * Unit Covered Area = Unit Area + Balcony Area
- * Saleable Area = Unit Covered Area X 1.3 (factor given by client)
- * All peripheral and internal shafts along with architectural feature (frame) are not included in Unit Covered Area
- * The above mentioned layout is as per DD stage.

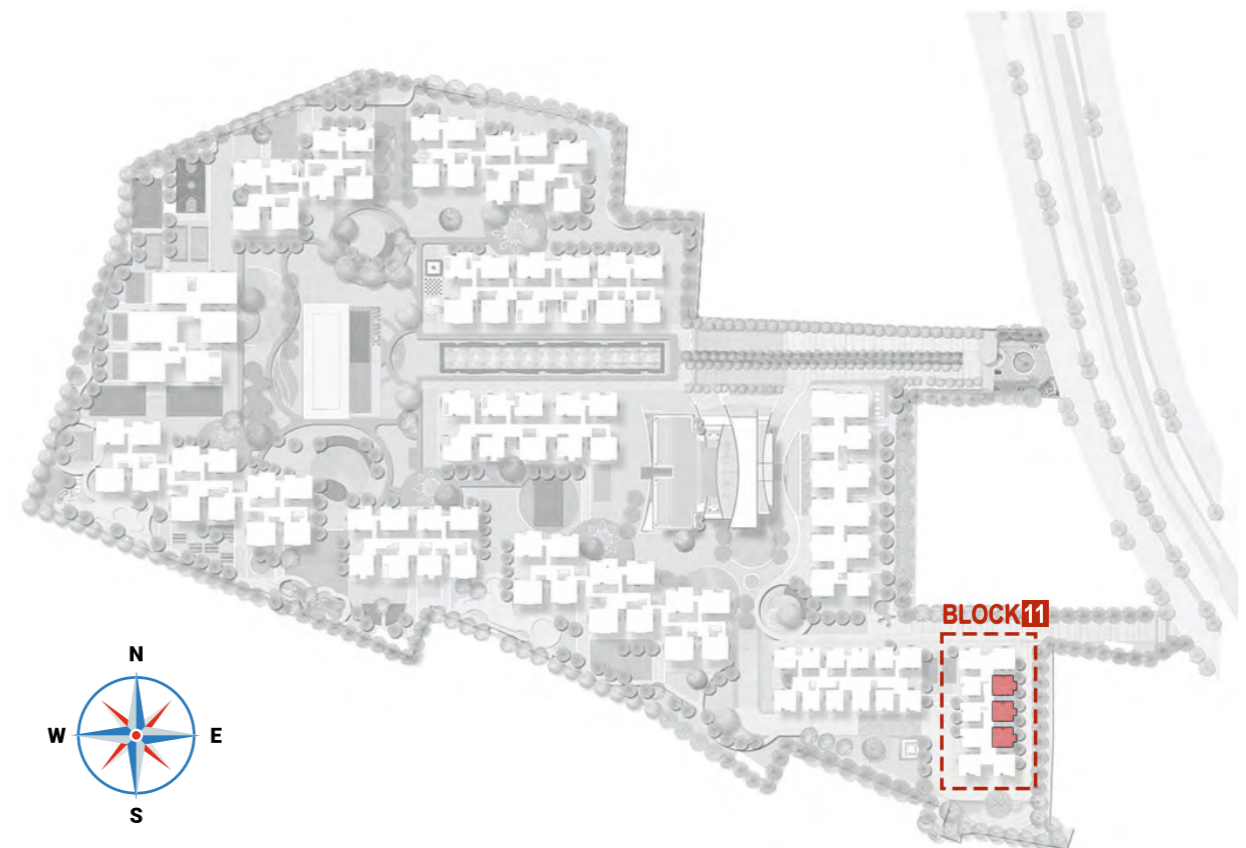




BLOCK 11

2BHK 5- 1,340 Sft.

- * Unit Covered Area = Unit Area + Balcony Area
- * Saleable Area = Unit Covered Area X 1.3 (factor given by client)
- * All peripheral and internal shafts along with architectural feature (frame) are not included in Unit Covered Area
- * The above mentioned layout is as per DD stage.





3BHK A1- 2,530 Sft.

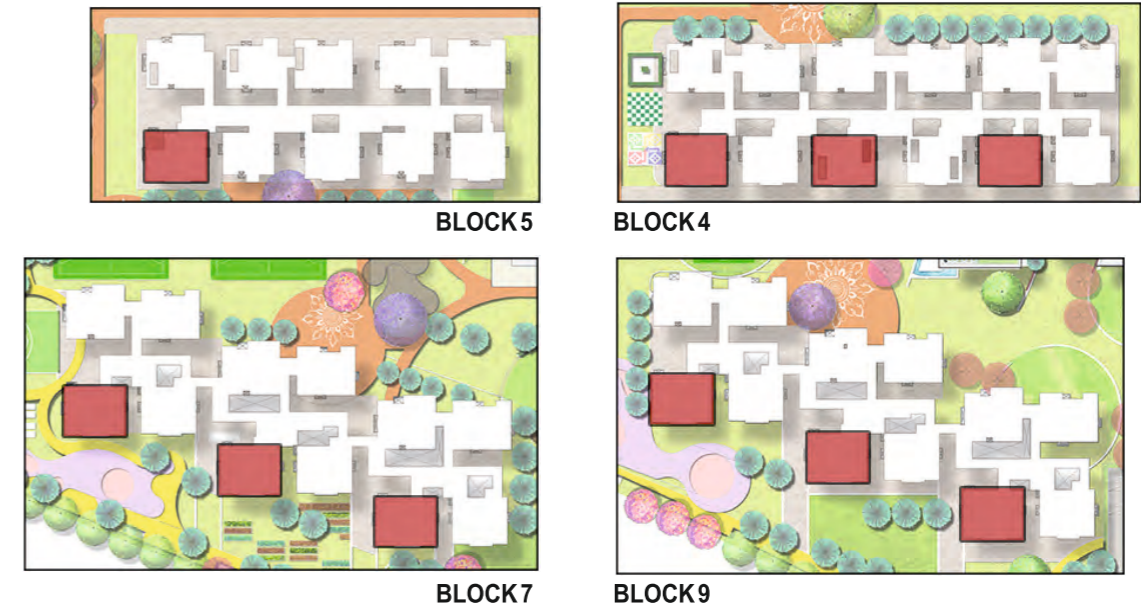
- * Unit Covered Area = Unit Area + Balcony Area
- * Saleable Area = Unit Covered Area X 1.3 (factor given by client)
- * All peripheral and internal shafts along with architectural feature (frame) are not included in Unit Covered Area
- * The above mentioned layout is as per DD stage.





3BHK A2- 2,550 Sft.

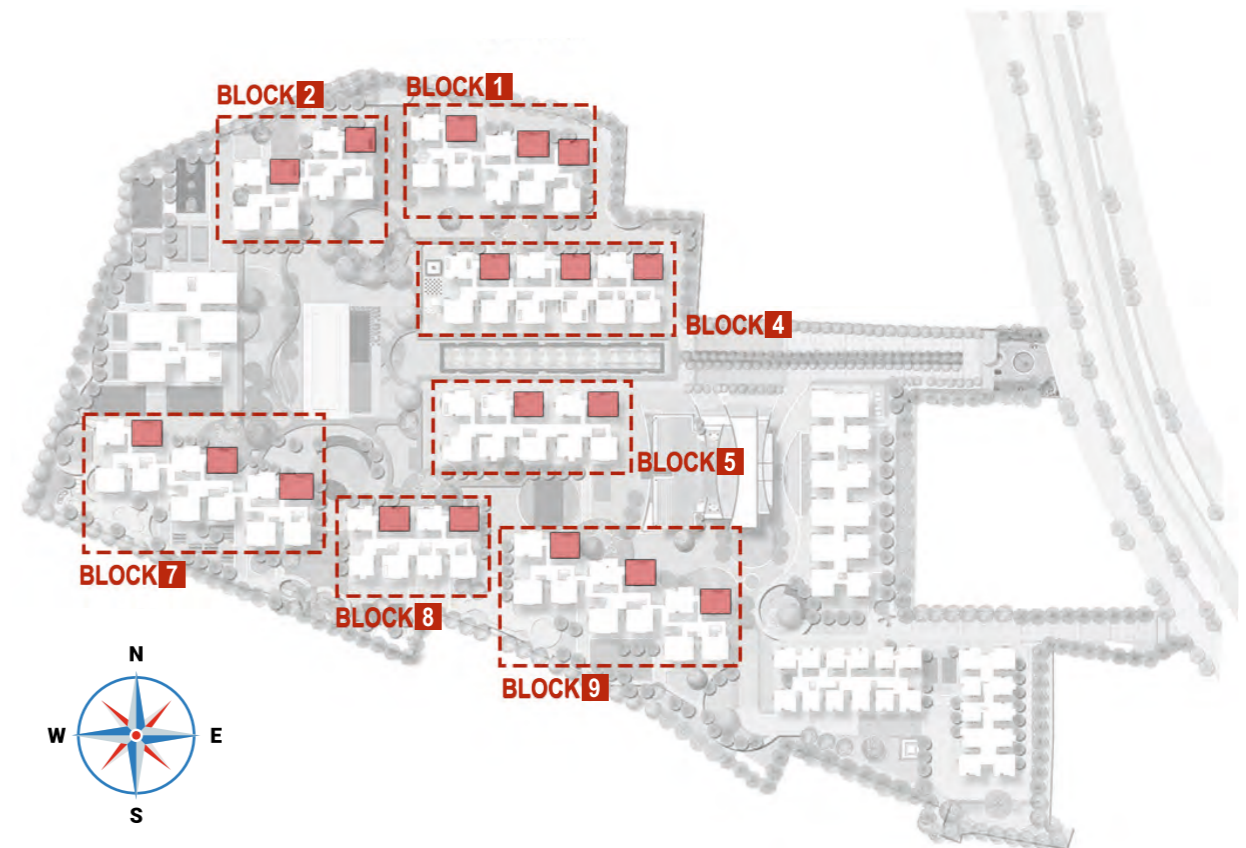
- * Unit Covered Area = Unit Area + Balcony Area
- * Saleable Area = Unit Covered Area X 1.3 (factor given by client)
- * All peripheral and internal shafts along with architectural feature (frame) are not included in Unit Covered Area
- * The above mentioned layout is as per DD stage.





3BHK B1 (i)- 2,395 Sft.

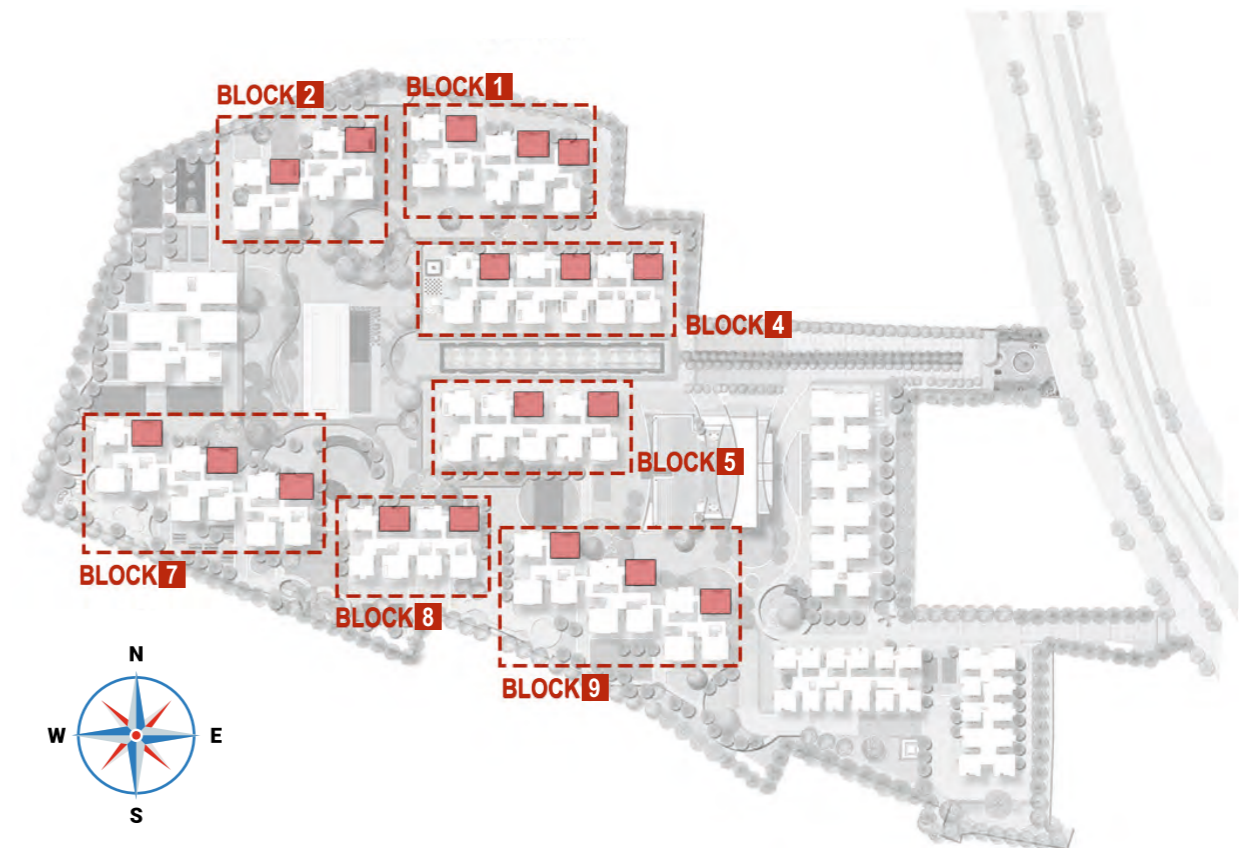
- * Unit Covered Area = Unit Area + Balcony Area
- * Saleable Area = Unit Covered Area X 1.3 (factor given by client)
- * All peripheral and internal shafts along with architectural feature (frame) are not included in Unit Covered Area
- * The above mentioned layout is as per DD stage.





3BHK B1- 2,325 Sft.

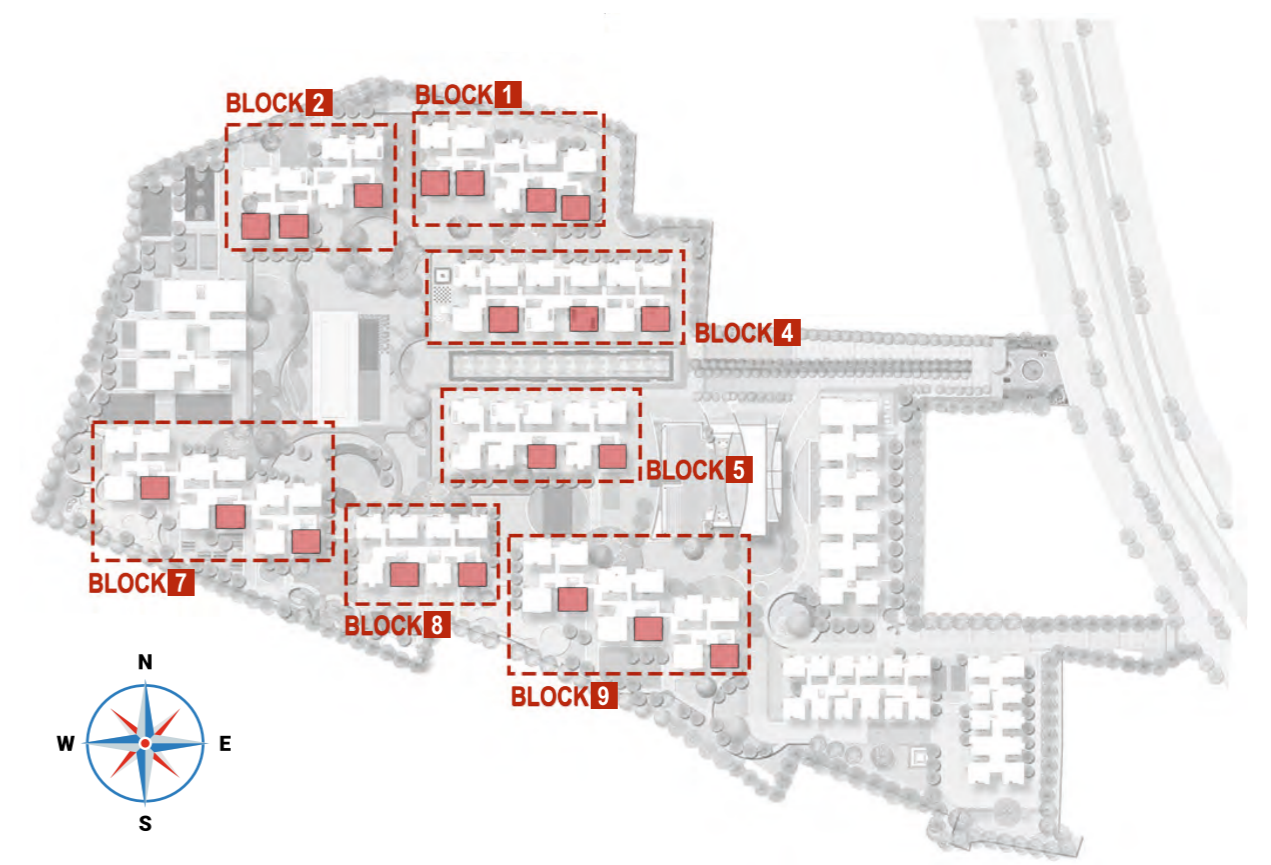
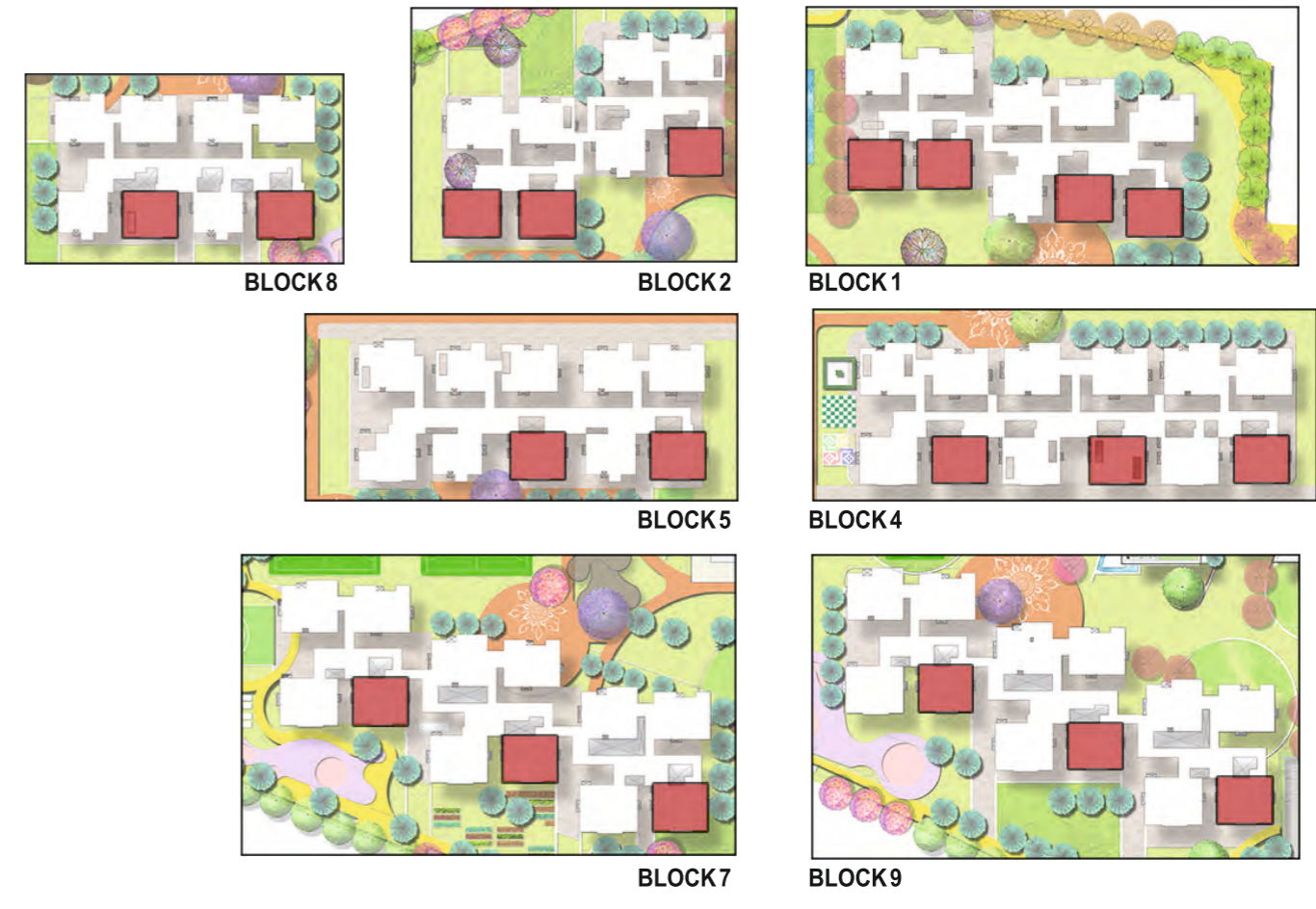
- * Unit Covered Area = Unit Area + Balcony Area
- * Saleable Area = Unit Covered Area X 1.3 (factor given by client)
- * All peripheral and internal shafts along with architectural feature (frame) are not included in Unit Covered Area
- * The above mentioned layout is as per DD stage.

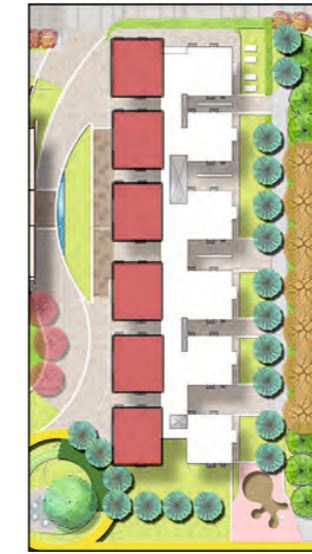




3BHK B2- 2,270 Sft.

- * Unit Covered Area = Unit Area + Balcony Area
- * Saleable Area = Unit Covered Area X 1.3 (factor given by client)
- * All peripheral and internal shafts along with architectural feature (frame) are not included in Unit Covered Area
- * The above mentioned layout is as per DD stage.





BLOCK 6



3BHK B3- 2,285 Sft.

- * Unit Covered Area = Unit Area + Balcony Area
- * Saleable Area = Unit Covered Area X 1.3 (factor given by client)
- * All peripheral and internal shafts along with architectural feature (frame) are not included in Unit Covered Area
- * The above mentioned layout is as per DD stage.



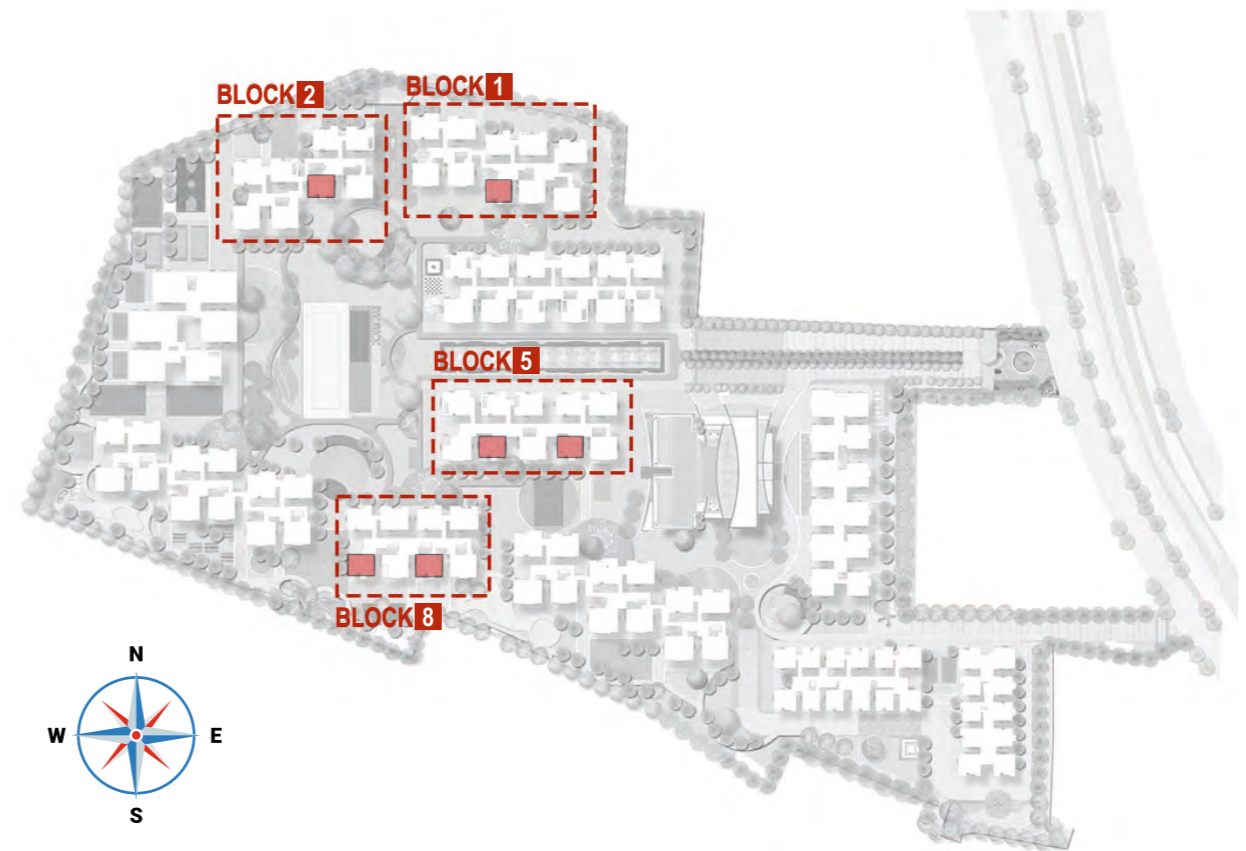
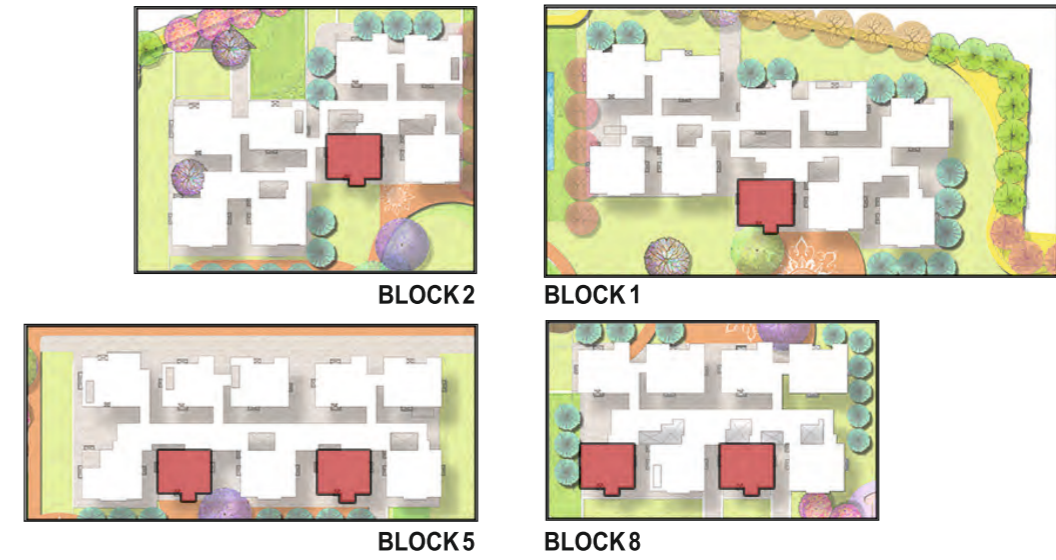
3BHK C1- 1,985 Sft.

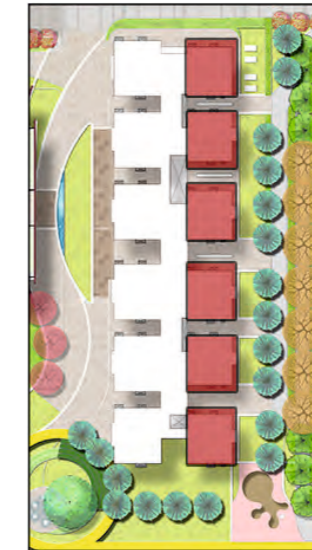
- * Unit Covered Area = Unit Area + Balcony Area
- * Saleable Area = Unit Covered Area X 1.3 (factor given by client)
- * All peripheral and internal shafts along with architectural feature (frame) are not included in Unit Covered Area
- * The above mentioned layout is as per DD stage.



3BHK C2- 1,975 Sft.

- * Unit Covered Area = Unit Area + Balcony Area
- * Saleable Area = Unit Covered Area X 1.3 (factor given by client)
- * All peripheral and internal shafts along with architectural feature (frame) are not included in Unit Covered Area
- * The above mentioned layout is as per DD stage.





BLOCK 6



3BHK C3- 1,955 Sft.

- * Unit Covered Area = Unit Area + Balcony Area
- * Saleable Area = Unit Covered Area X 1.3 (factor given by client)
- * All peripheral and internal shafts along with architectural feature (frame) are not included in Unit Covered Area
- * The above mentioned layout is as per DD stage.




3BHK D1(i)- 1,710 Sft.

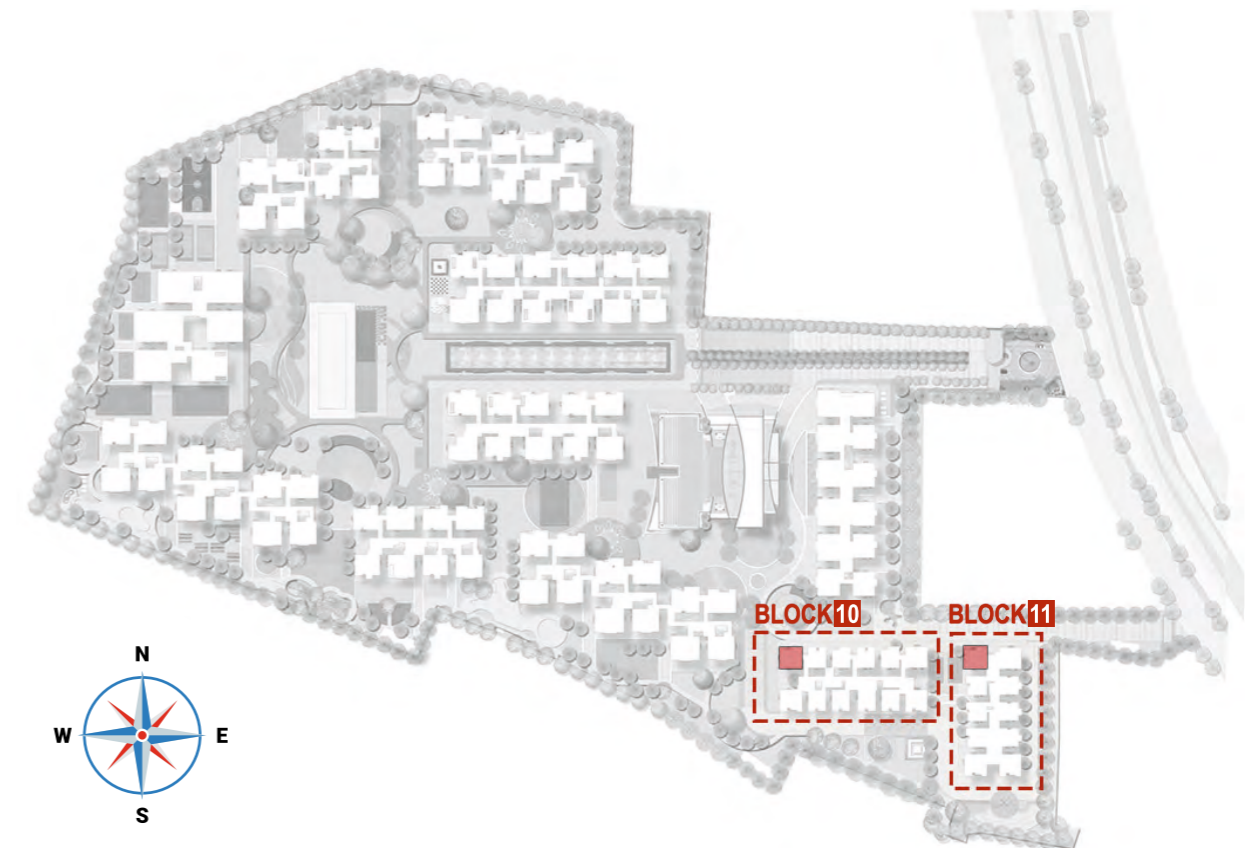
- * Unit Covered Area = Unit Area + Balcony Area
- * Saleable Area = Unit Covered Area X 1.3 (factor given by client)
- * All peripheral and internal shafts along with architectural feature (frame) are not included in Unit Covered Area
- * The above mentioned layout is as per DD stage.



BLOCK 10



BLOCK 11





3BHK D1- 1,630 Sft.

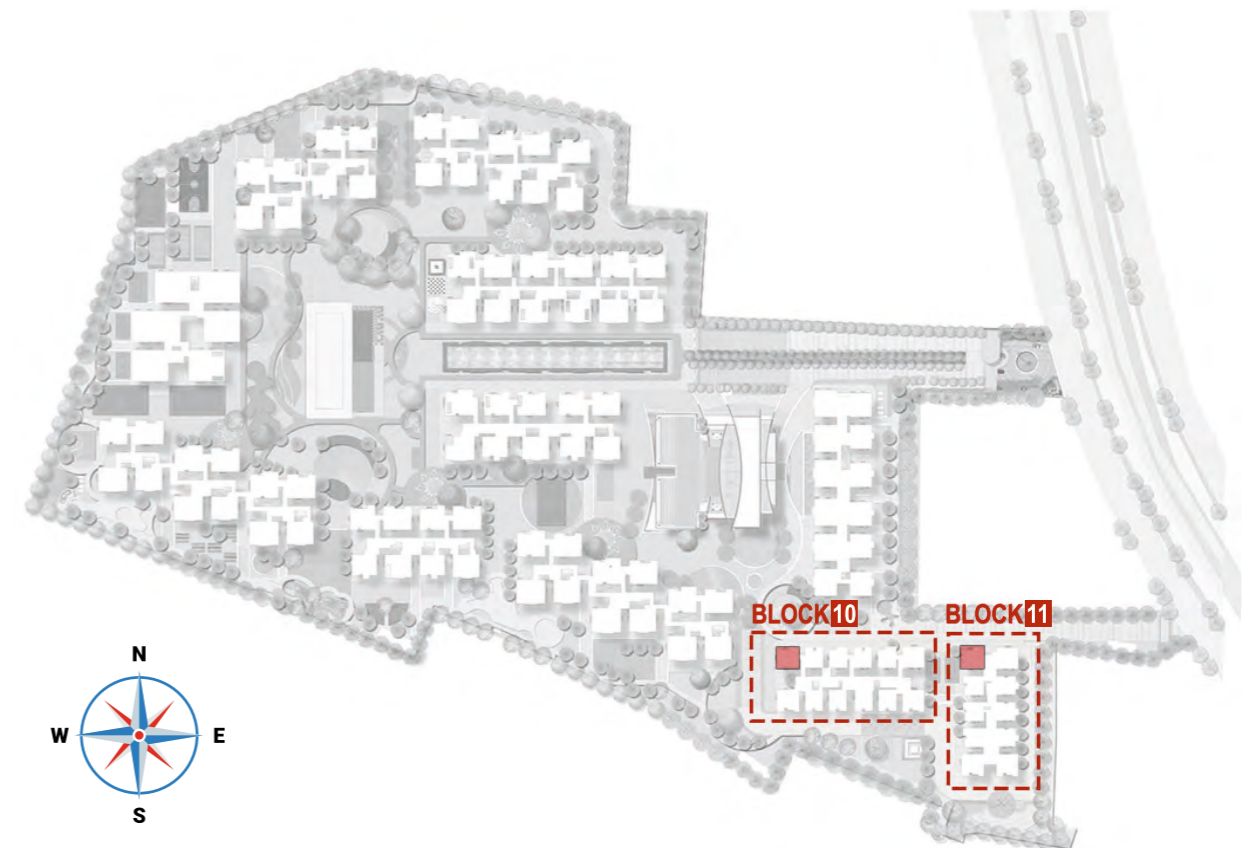
- * Unit Covered Area = Unit Area + Balcony Area
- * Saleable Area = Unit Covered Area X 1.3 (factor given by client)
- * All peripheral and internal shafts along with architectural feature (frame) are not included in Unit Covered Area
- * The above mentioned layout is as per DD stage.

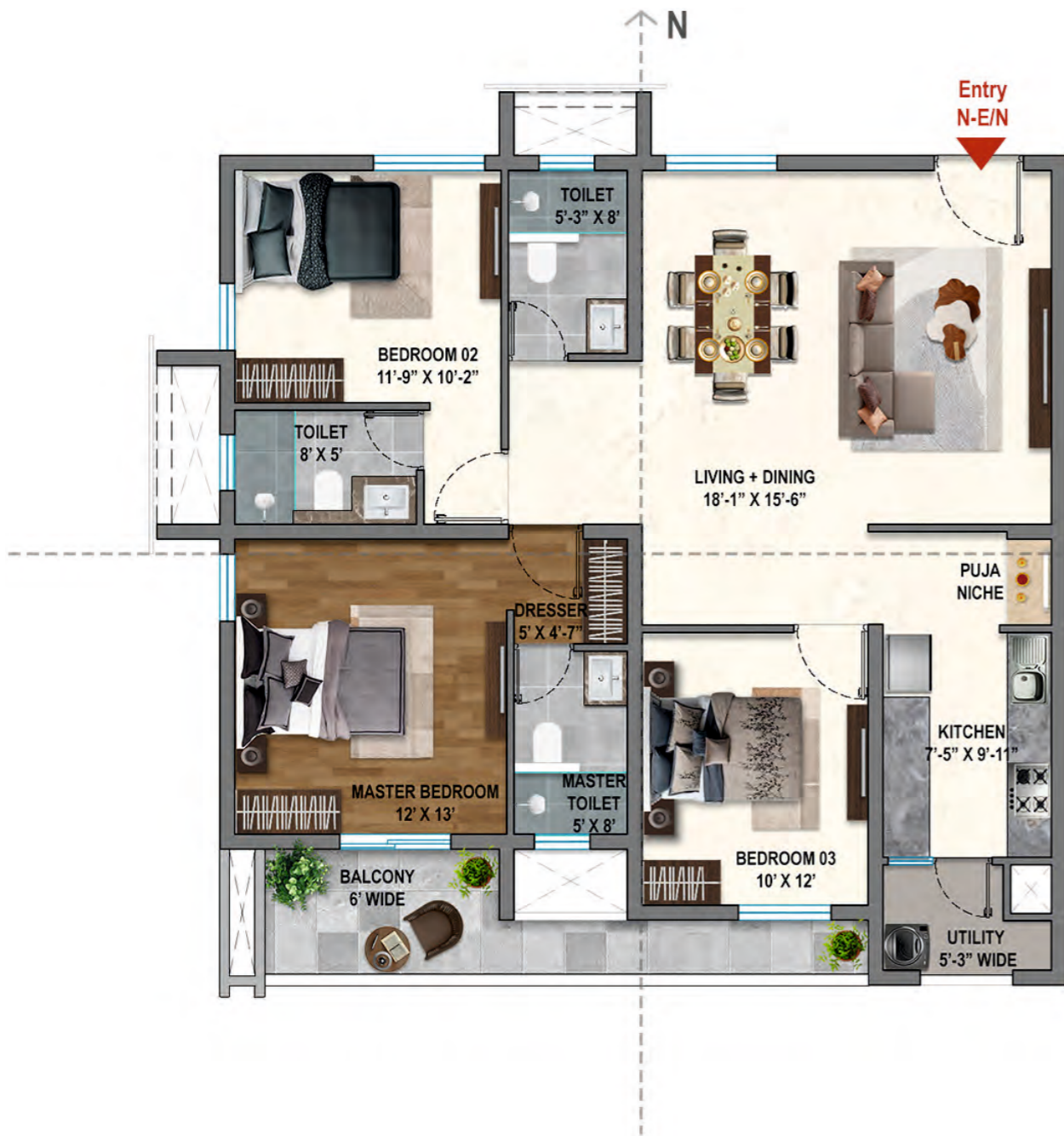


BLOCK 10



BLOCK 11





BLOCK 10

3BHK D2_A(i)- 1,730 Sft.

- * The only variation in 3Bhk D2 A(i) & 3Bhk D2 B(i) is change in the location of the main entrance door.
- * Unit Covered Area = Unit Area + Balcony Area
- * Saleable Area = Unit Covered Area X 1.3 (factor given by client)
- * All peripheral and internal shafts along with architectural feature (frame) are not included in Unit Covered Area
- * The above mentioned layout is as per DD stage.

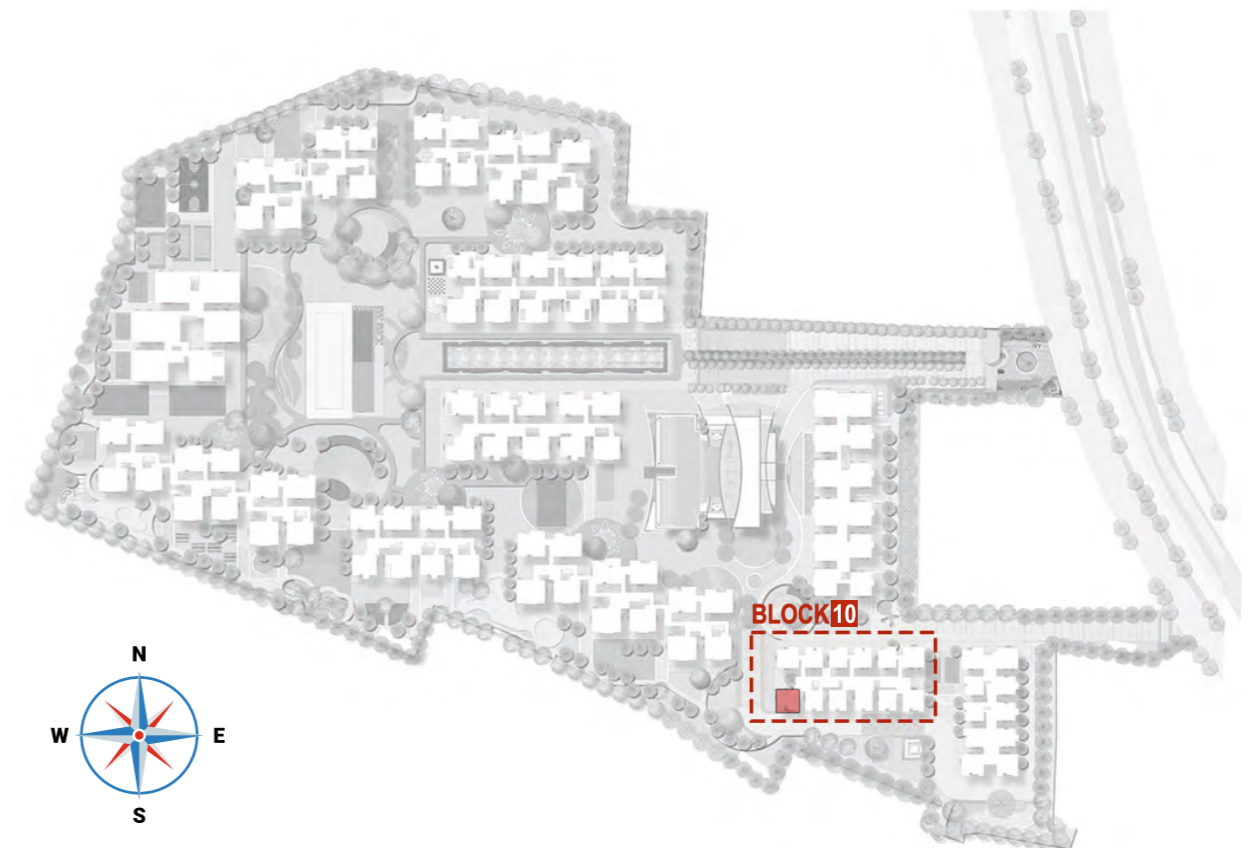




BLOCK 10

3BHK D2_A- 1,665 Sft.

- * The only variation in 3Bhk D2 A & 3Bhk D2 B is change in the location of the main entrance door.
- * Unit Covered Area = Unit Area + Balcony Area
- * Saleable Area = Unit Covered Area X 1.3 (factor given by client)
- * All peripheral and internal shafts along with architectural feature (frame) are not included in Unit Covered Area
- * The above mentioned layout is as per DD stage.

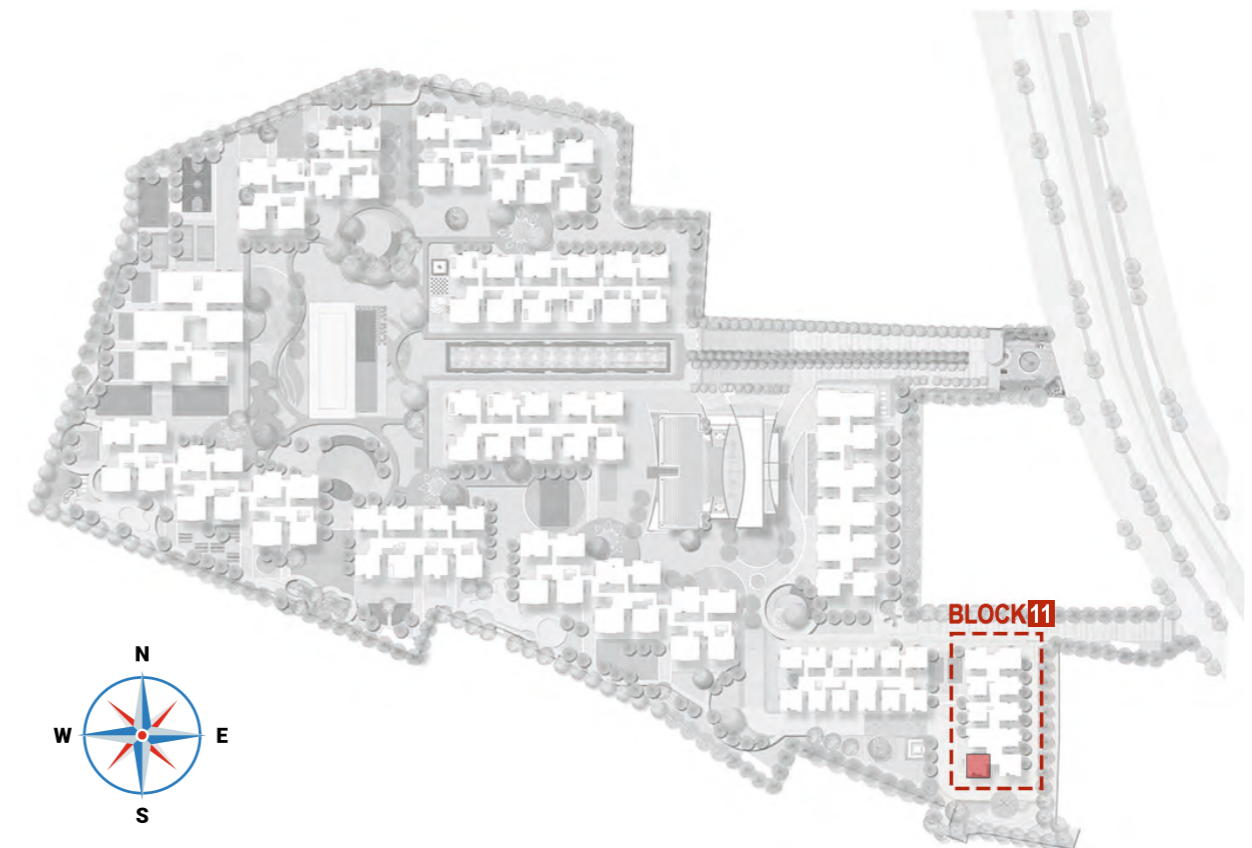





BLOCK 11

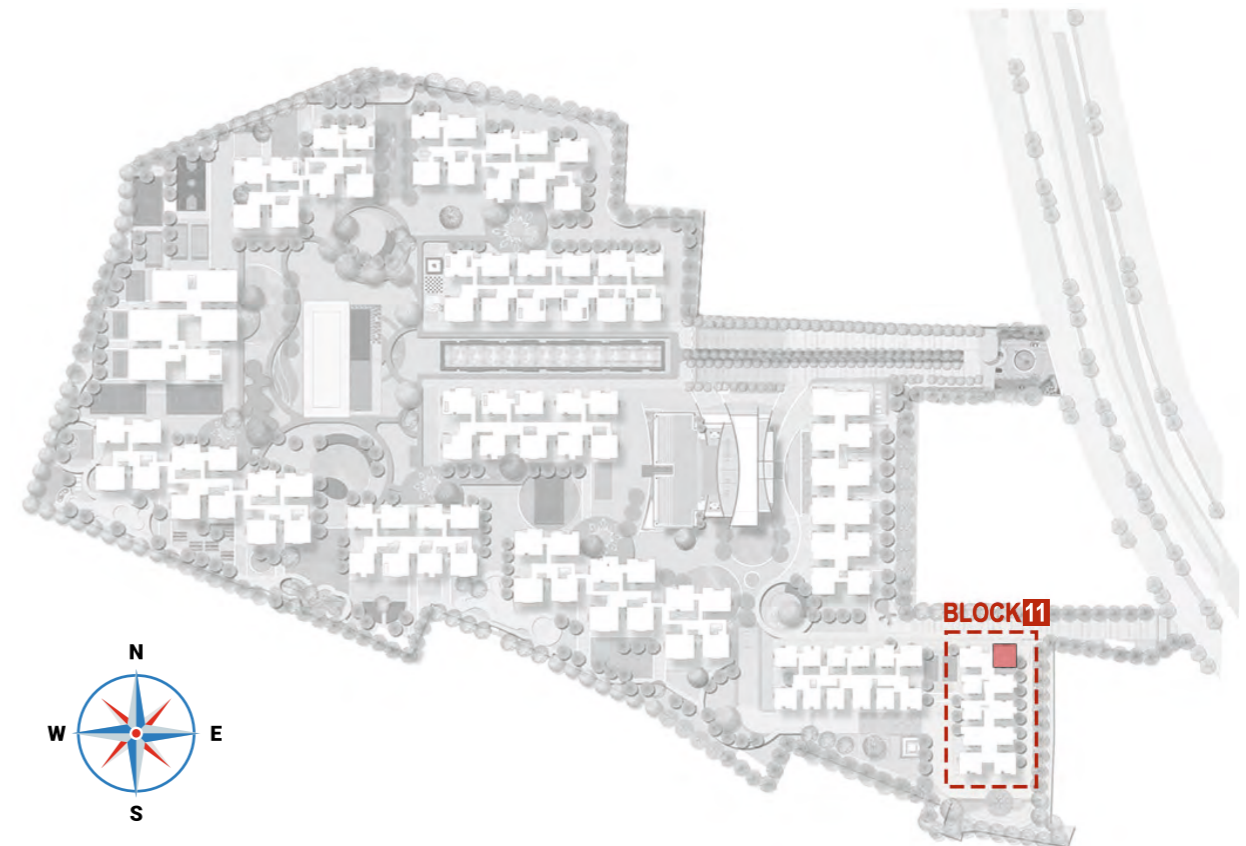
3BHK D2_B- 1,665 Sft.

- * The only variation in 3Bhk D2 A& 3Bhk D2 B is change in the location of the main entrance door.
- * Unit Covered Area = Unit Area + Balcony Area
- * Saleable Area = Unit Covered Area X 1.3 (factor given by client)
- * All peripheral and internal shafts along with architectural feature (frame) are not included in Unit Covered Area
- * The above mentioned layout is as per DD stage.





BLOCK 11



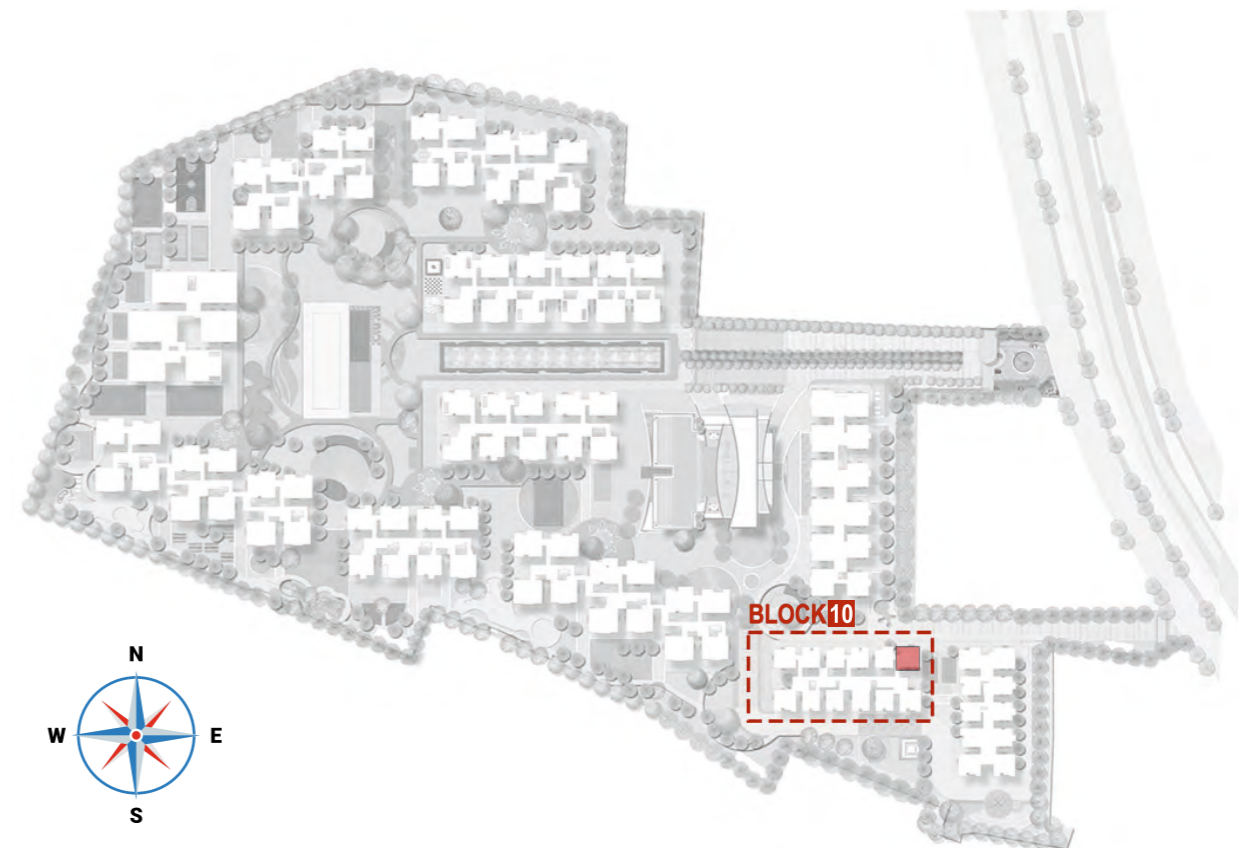
BLOCK 11

3BHK D3_A- 1,655 Sft.

- * The only variation in 3Bhk D3 A & 3Bhk D3 B is change in the location of the main entrance door.
- * Unit Covered Area = Unit Area + Balcony Area
- * Saleable Area = Unit Covered Area X 1.3 (factor given by client)
- * All peripheral and internal shafts along with architectural feature (frame) are not included in Unit Covered Area
- * The above mentioned layout is as per DD stage.



BLOCK 10

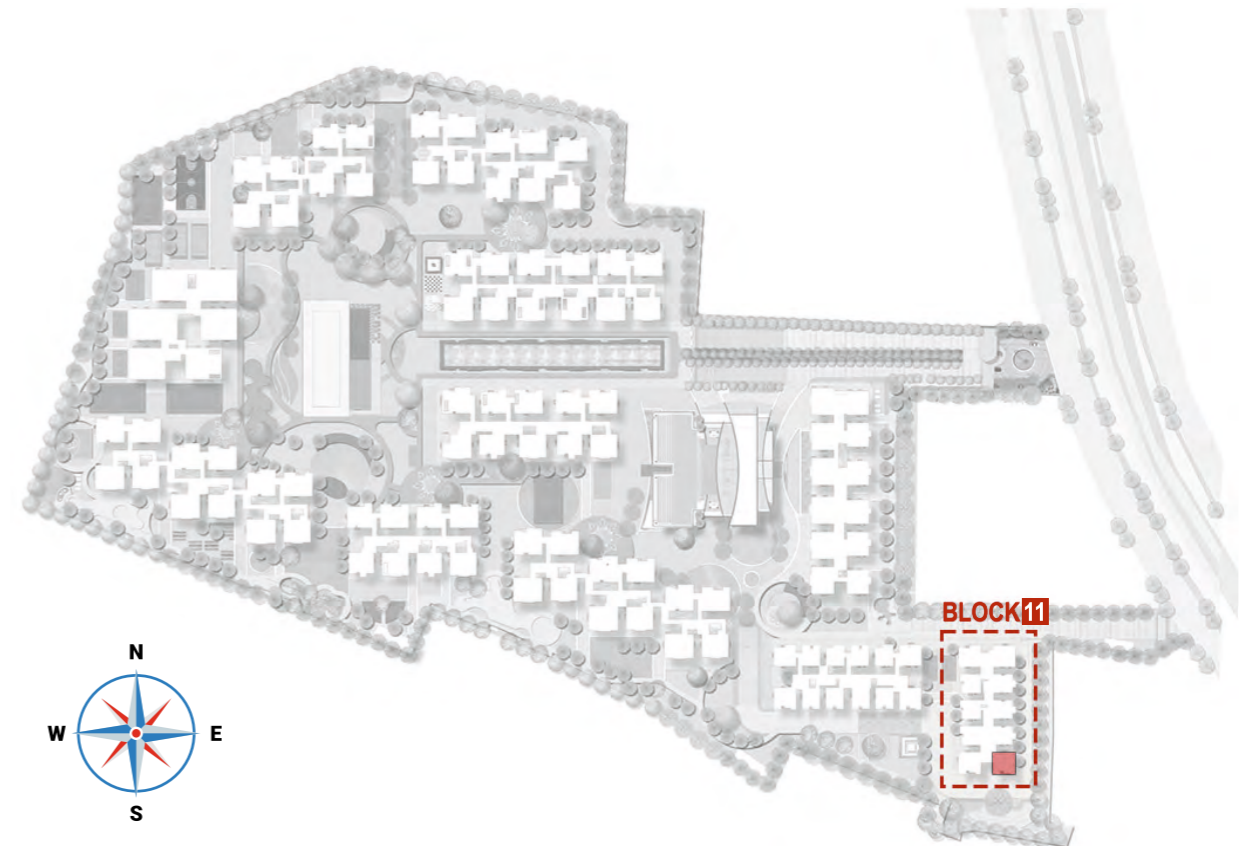


3BHK D3_B - 1,655 Sft.

- * The only variation in 3Bhk D3 A & 3Bhk D3 B is change in the location of the main entrance door.
- * Unit Covered Area = Unit Area + Balcony Area
- * Saleable Area = Unit Covered Area X 1.3 (factor given by client)
- * All peripheral and internal shafts along with architectural feature (frame) are not included in Unit Covered Area
- * The above mentioned layout is as per DD stage.



BLOCK 11



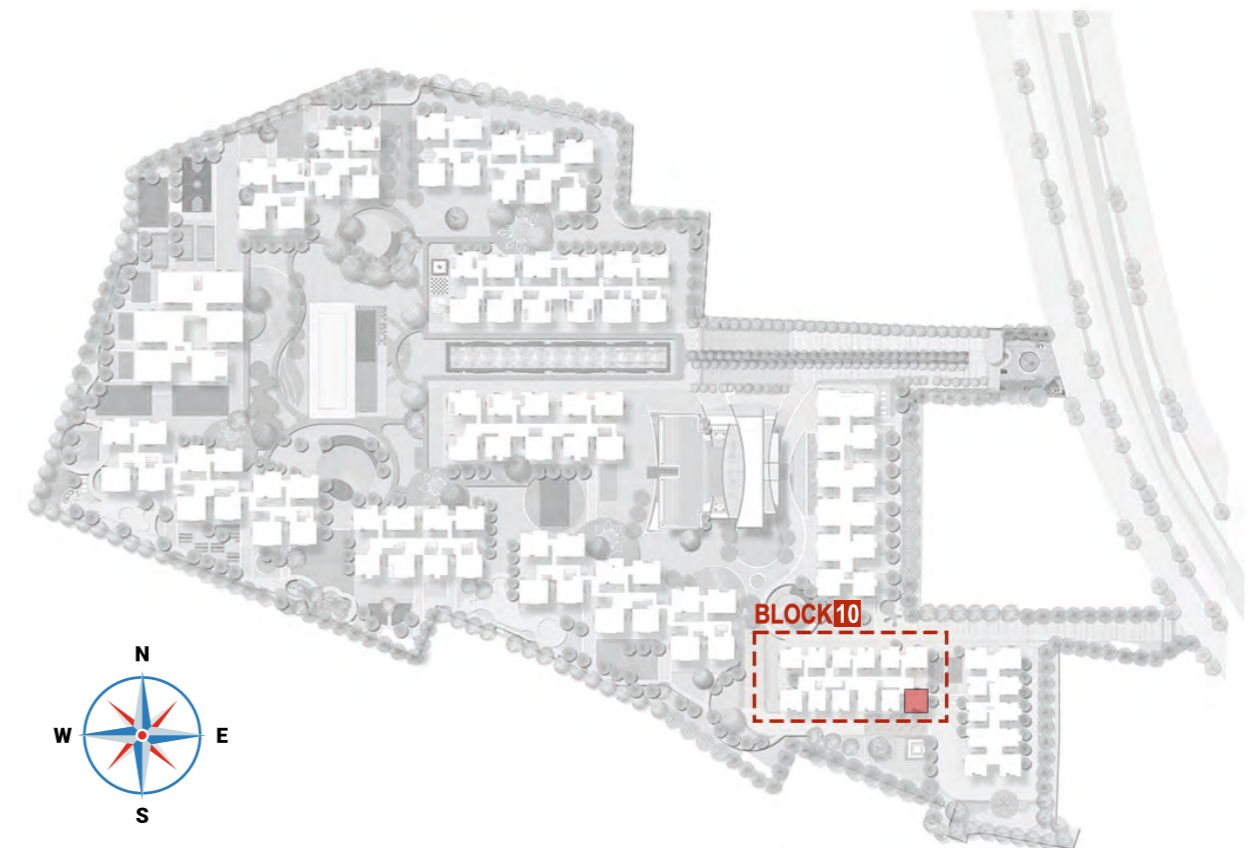
BLOCK 11

3BHK D4- 1,650 Sft.

- * The only variation in 3Bhk D4 & 3Bhk D4 B is change in the location of the main entrance door.
- * Unit Covered Area = Unit Area + Balcony Area
- * Saleable Area = Unit Covered Area X 1.3 (factor given by client)
- * All peripheral and internal shafts along with architectural feature (frame) are not included in Unit Covered Area
- * The above mentioned layout is as per DD stage.



BLOCK 10

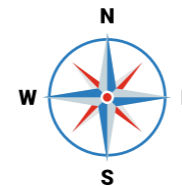
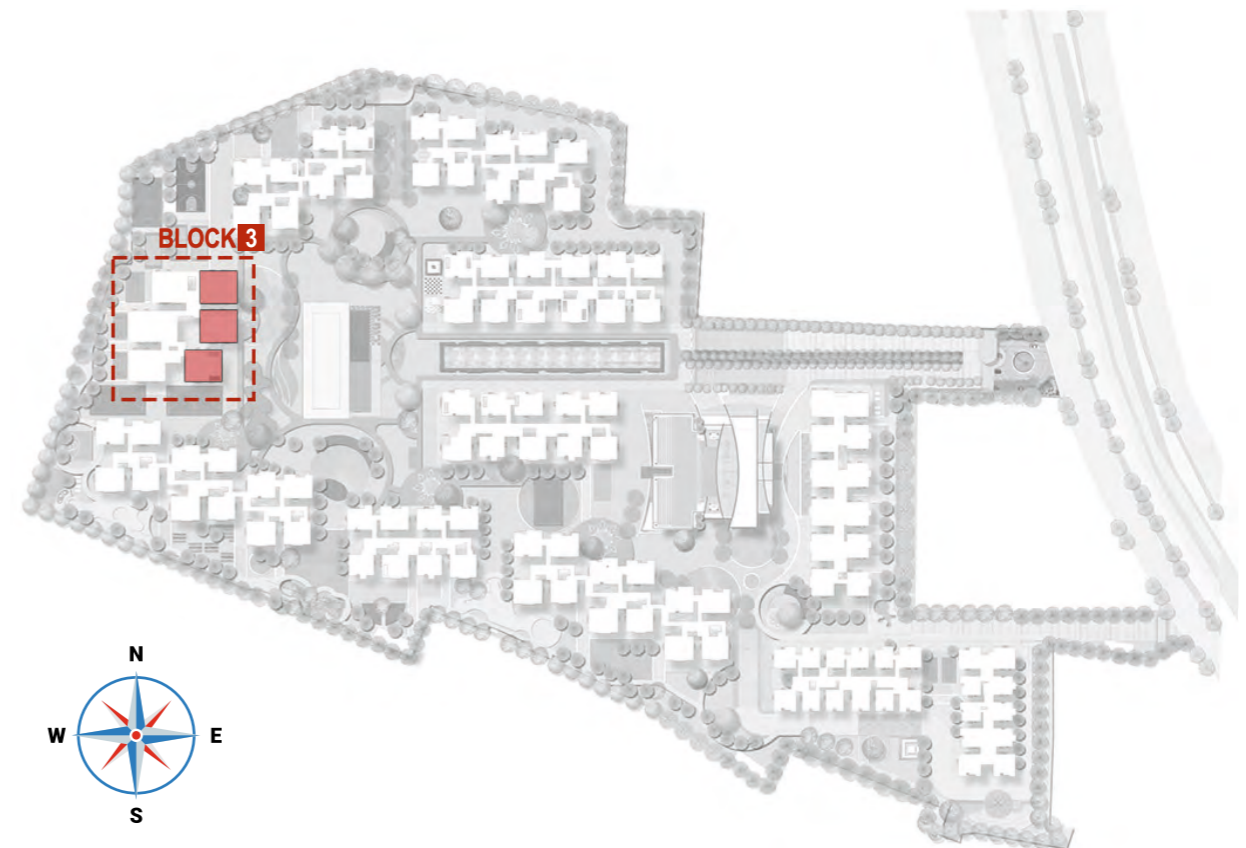


3BHK D4_B- 1,650 Sft.

- * The only variation in 3Bhk D4 & 3Bhk D4 B is change in the location of the main entrance door.
- * Unit Covered Area = Unit Area + Balcony Area
- * Saleable Area = Unit Covered Area X 1.3 (factor given by client)
- * All peripheral and internal shafts along with architectural feature (frame) are not included in Unit Covered Area
- * The above mentioned layout is as per DD stage.



BLOCK 3

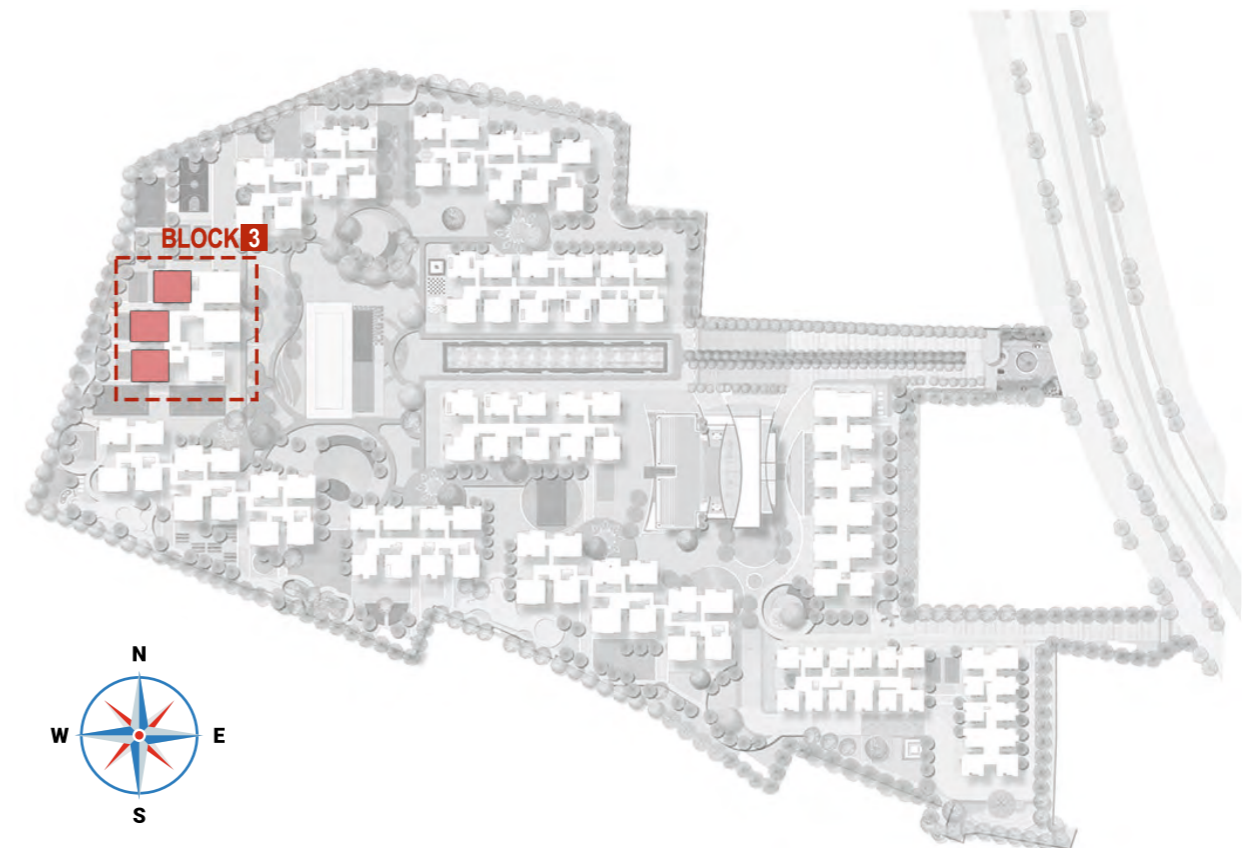


4BHK A1- 4,070 Sft.

- * Unit Covered Area = Unit Area + Balcony Area
- * Saleable Area = Unit Covered Area X 1.3 (factor given by client)
- * All peripheral and internal shafts along with architectural feature (frame) are not included in Unit Covered Area
- * The above mentioned layout is as per DD stage.



BLOCK 3



4BHK A2- 4,070 Sft.

- * Unit Covered Area = Unit Area + Balcony Area
- * Saleable Area = Unit Covered Area X 1.3 (factor given by client)
- * All peripheral and internal shafts along with architectural feature (frame) are not included in Unit Covered Area
- * The above mentioned layout is as per DD stage.



BLOCK 10

2BHK 2A(i)- 1,420 Sft.

- * The only variation in 2Bhk 2A(i) & 2Bhk 2B(i) is change in the location of the main entrance door.
- * Unit Covered Area = Unit Area + Balcony Area
- * Saleable Area = Unit Covered Area X 1.3 (factor given by client)
- * All peripheral and internal shafts along with architectural feature (frame) are not included in Unit Covered Area
- * The above mentioned layout is as per DD stage.

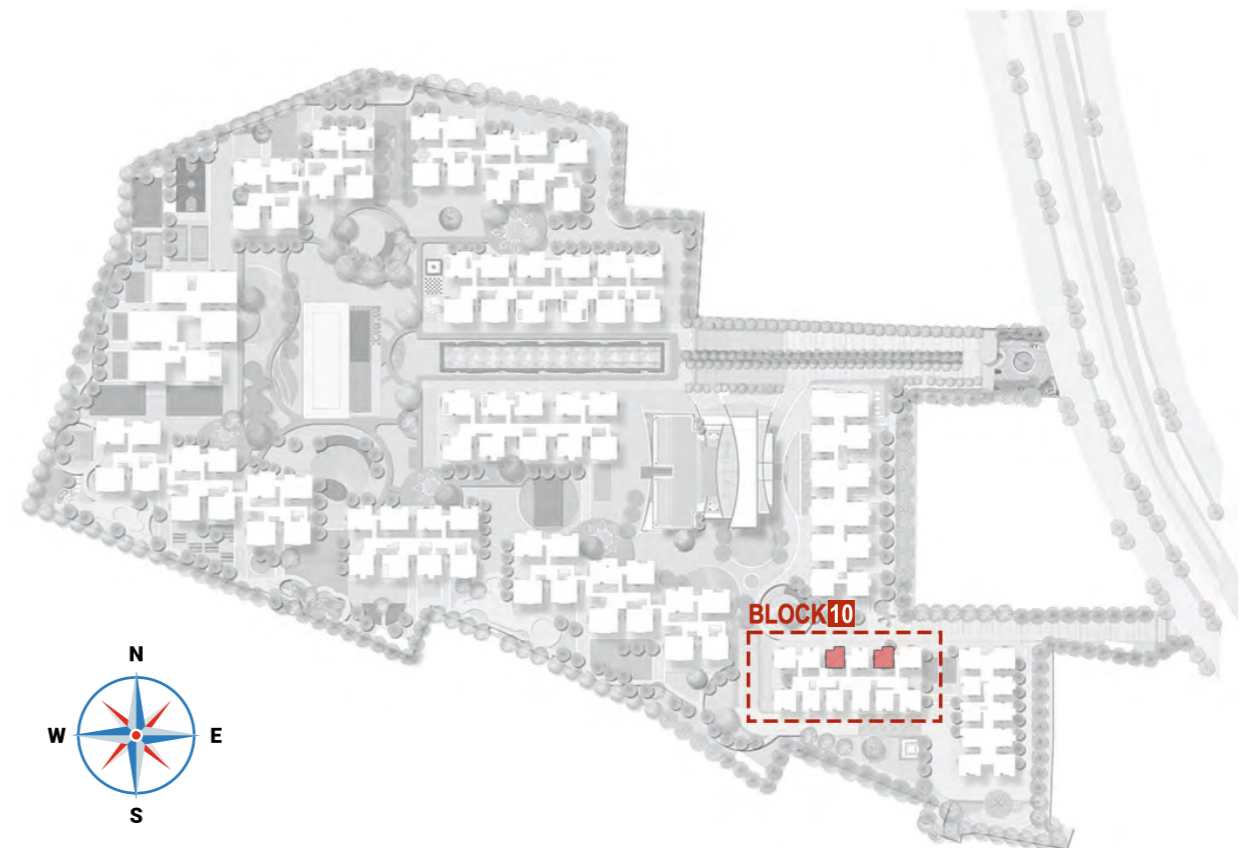





BLOCK 10

2BHK 2B(i)- 1,420 Sft.

- * The only variation in 2Bhk 2A(i) & 2Bhk 2B(i) is change in the location of the main entrance door.
- * Unit Covered Area = Unit Area + Balcony Area
- * Saleable Area = Unit Covered Area X 1.3 (factor given by client)
- * All peripheral and internal shafts along with architectural feature (frame) are not included in Unit Covered Area
- * The above mentioned layout is as per DD stage.

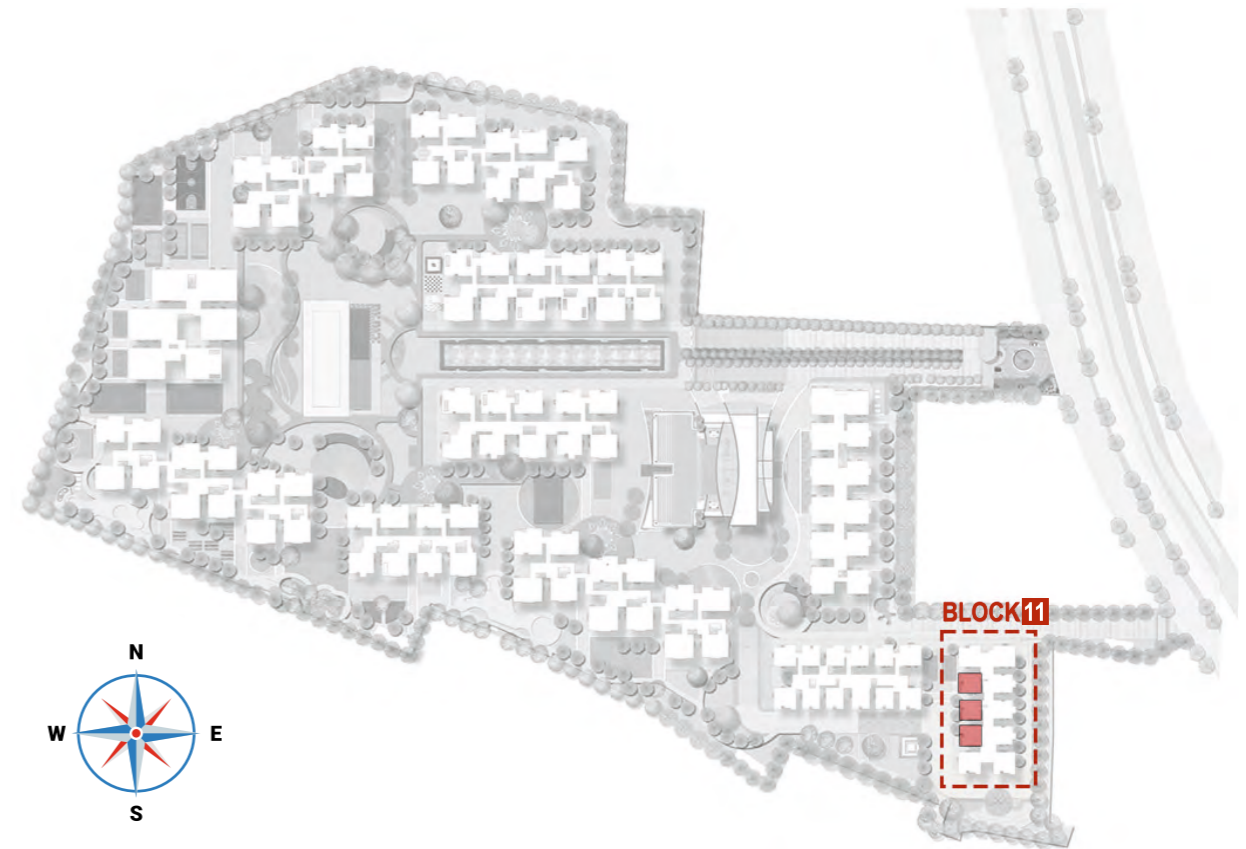


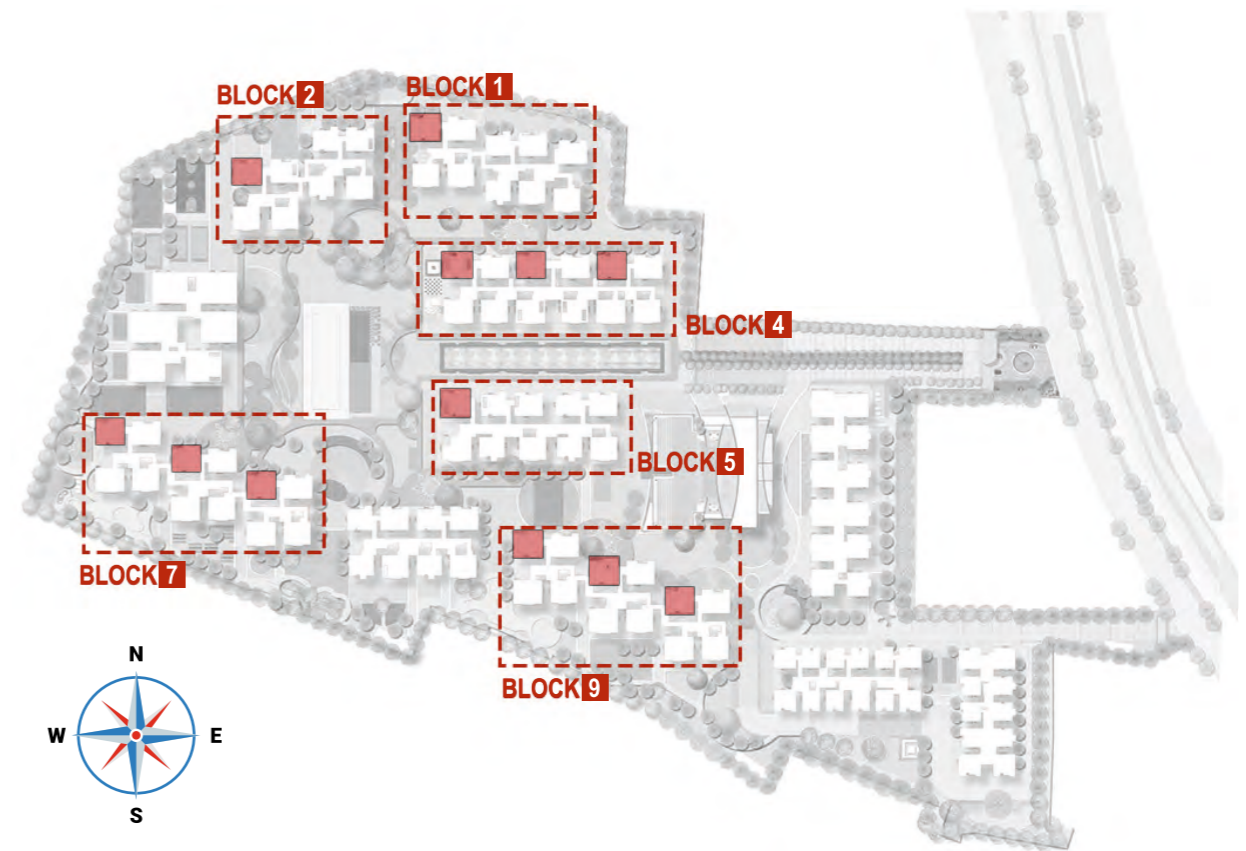


BLOCK 11

2BHK 4 (i)- 1,395 Sft.

- * Unit Covered Area = Unit Area + Balcony Area
- * Saleable Area = Unit Covered Area X 1.3 (factor given by client)
- * All peripheral and internal shafts along with architectural feature (frame) are not included in Unit Covered Area
- * The above mentioned layout is as per DD stage.





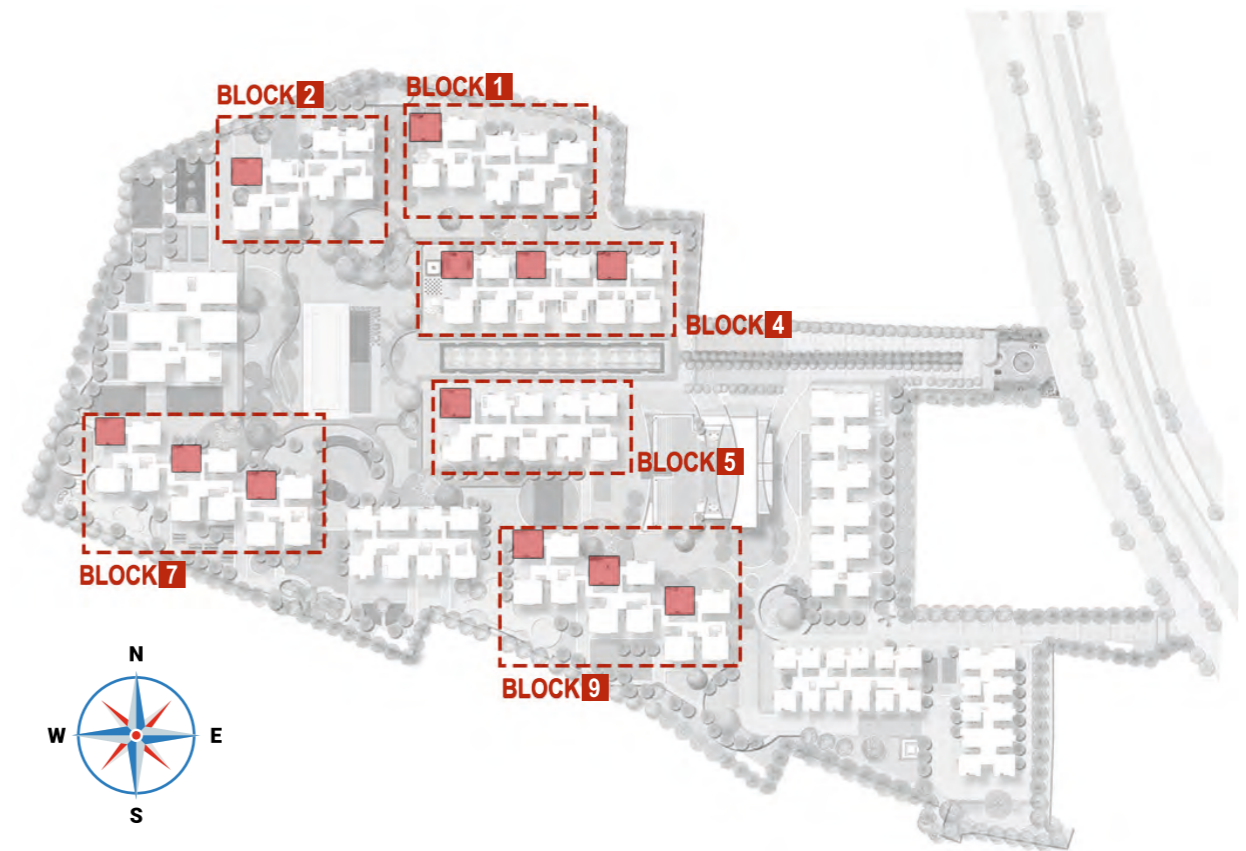
3BHK A1- 2,530 Sft.

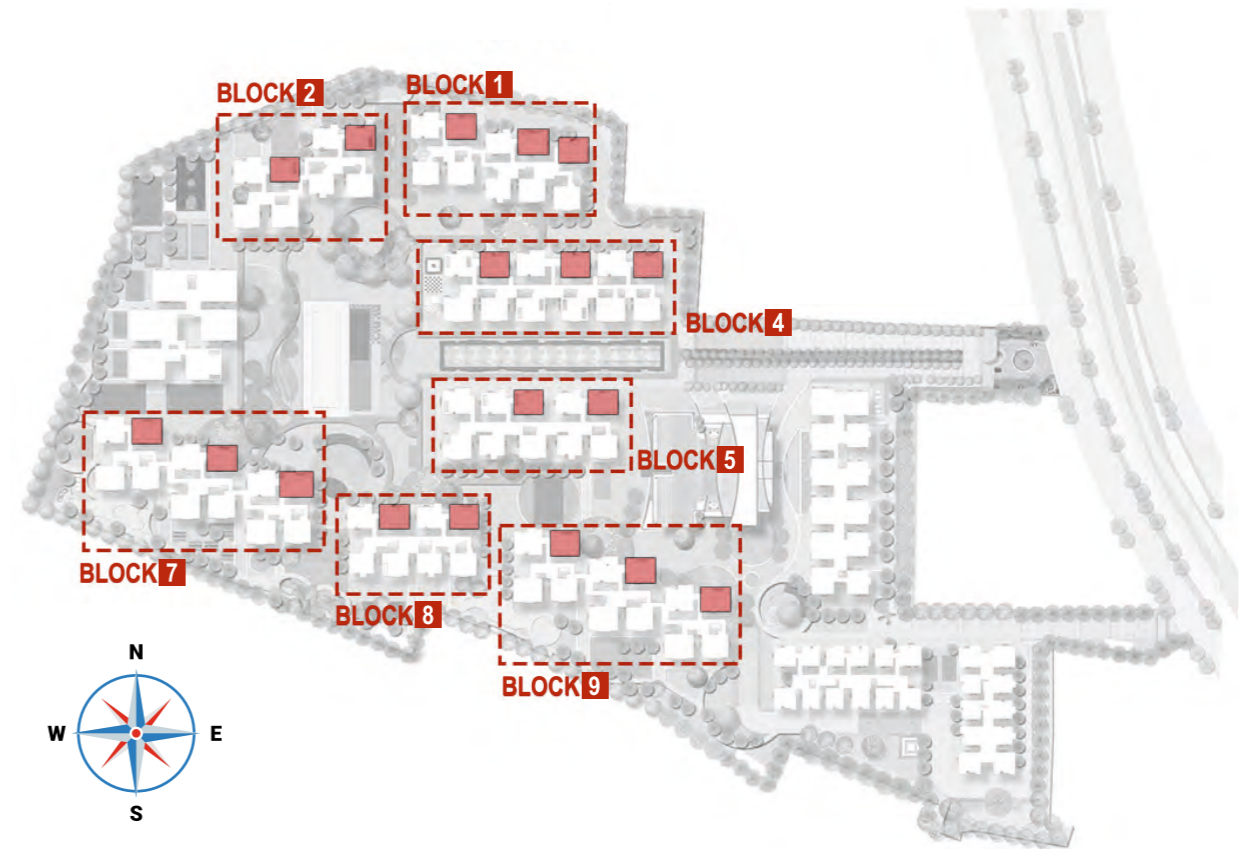
** The Saleable area mentioned does not include any shaft area & architectural frame (as per understanding with PMC)*



3BHK A1 (i)- 2,630 Sft.

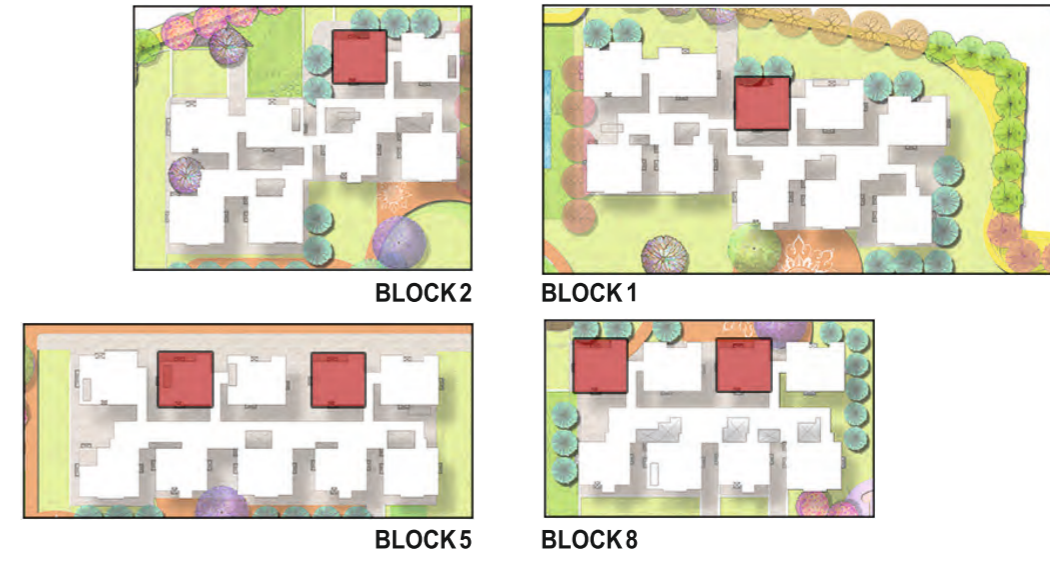
- * Unit Covered Area = Unit Area + Balcony Area
- * Saleable Area = Unit Covered Area X 1.3 (factor given by client)
- * All peripheral and internal shafts along with architectural feature (frame) are not included in Unit Covered Area
- * The above mentioned layout is as per DD stage.





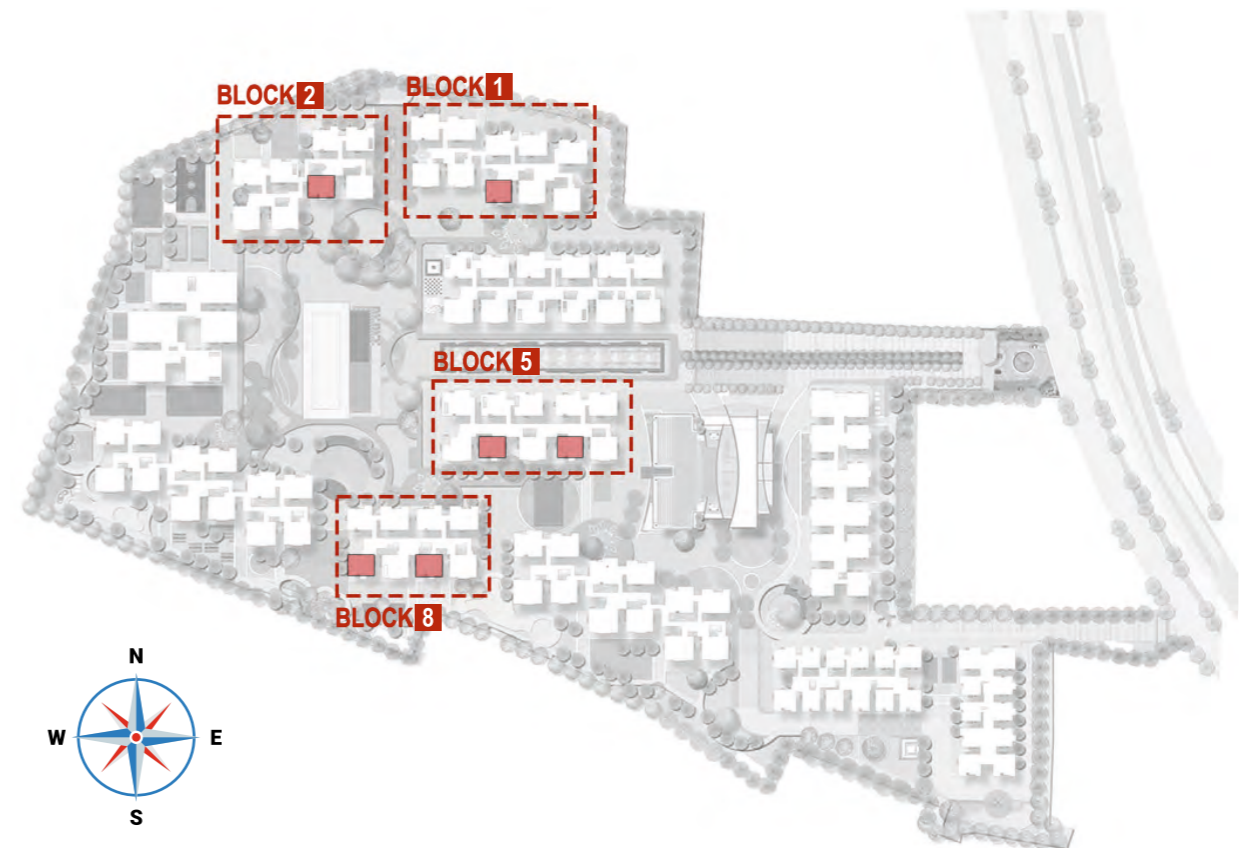
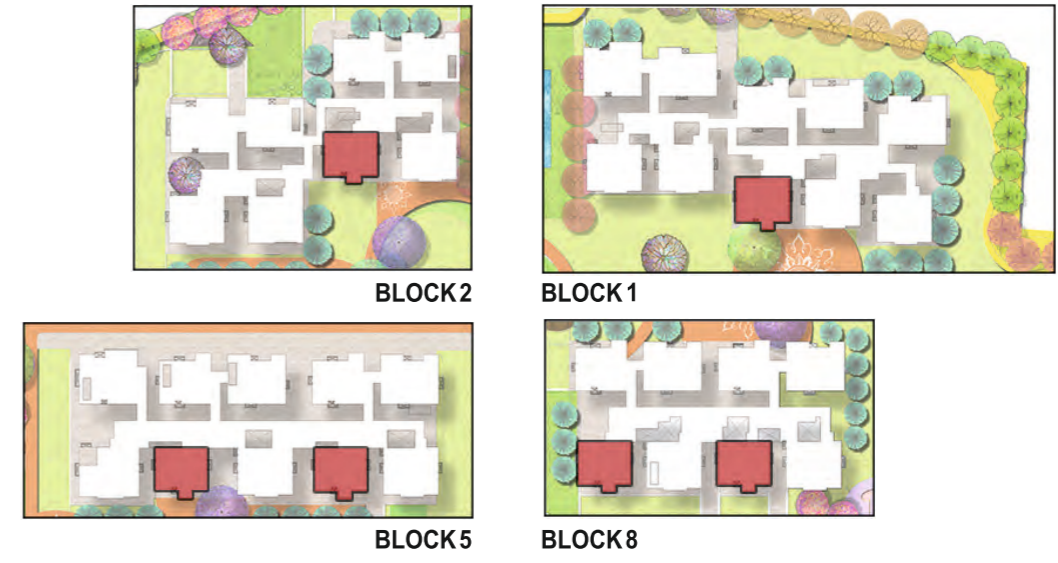
3BHK B1 (i)- 2,395 Sft.

- * Unit Covered Area = Unit Area + Balcony Area
- * Saleable Area = Unit Covered Area X 1.3 (factor given by client)
- * All peripheral and internal shafts along with architectural feature (frame) are not included in Unit Covered Area
- * The above mentioned layout is as per DD stage.



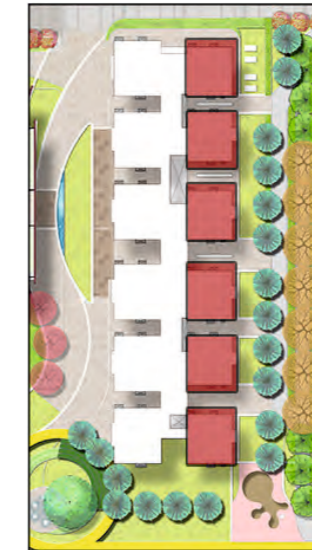
3BHK C1 (i) - 2,210 Sft.

- * Unit Covered Area = Unit Area + Balcony Area
- * Saleable Area = Unit Covered Area X 1.3 (factor given by client)
- * All peripheral and internal shafts along with architectural feature (frame) are not included in Unit Covered Area
- * The above mentioned layout is as per DD stage.



3BHK C2 (i)- 2,185 Sft.

- * Unit Covered Area = Unit Area + Balcony Area
- * Saleable Area = Unit Covered Area X 1.3 (factor given by client)
- * All peripheral and internal shafts along with architectural feature (frame) are not included in Unit Covered Area
- * The above mentioned layout is as per DD stage.



BLOCK 6



3BHK C3 (i)- 2,095 Sft.

- * Unit Covered Area = Unit Area + Balcony Area
- * Saleable Area = Unit Covered Area X 1.3 (factor given by client)
- * All peripheral and internal shafts along with architectural feature (frame) are not included in Unit Covered Area
- * The above mentioned layout is as per DD stage.



3BHK D1(i)- 1,710 Sft.

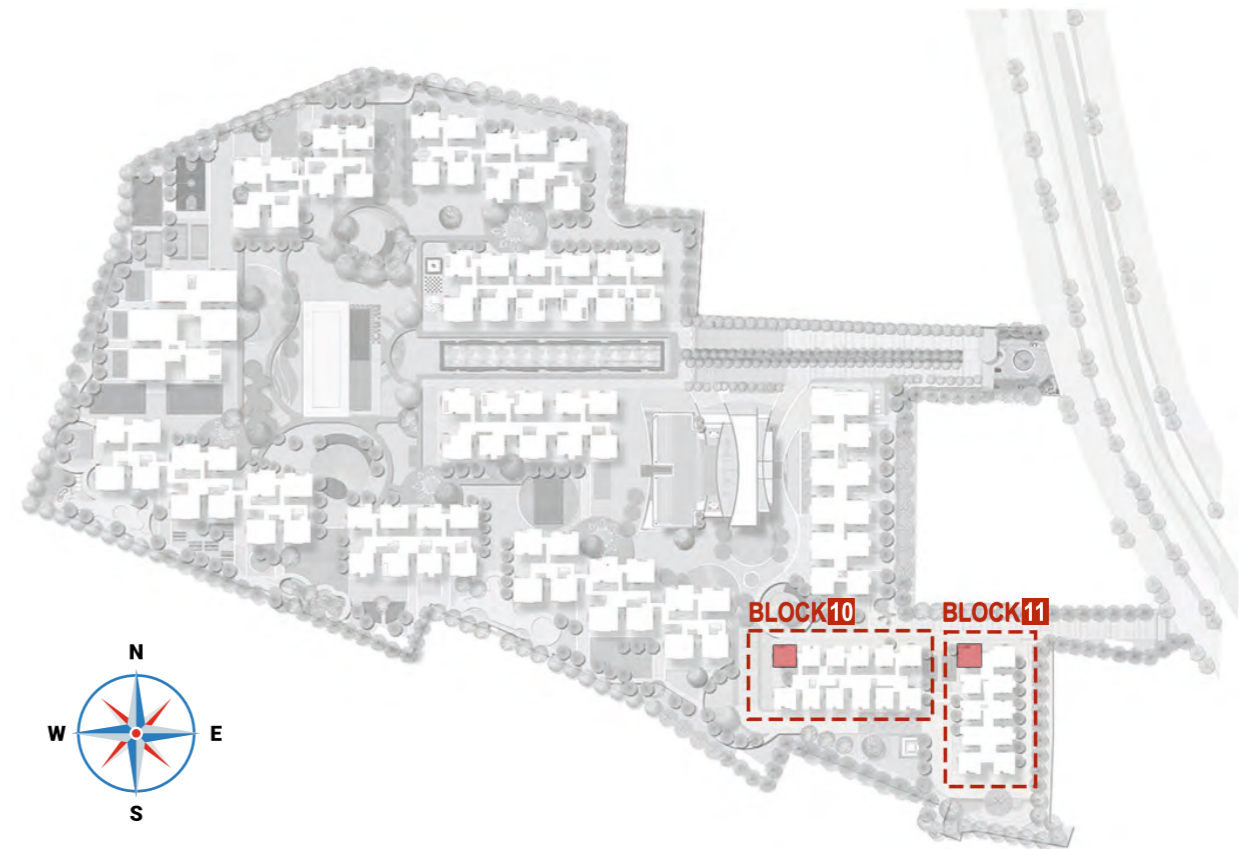
- * Unit Covered Area = Unit Area + Balcony Area
- * Saleable Area = Unit Covered Area X 1.3 (factor given by client)
- * All peripheral and internal shafts along with architectural feature (frame) are not included in Unit Covered Area
- * The above mentioned layout is as per DD stage.



BLOCK 10



BLOCK 11

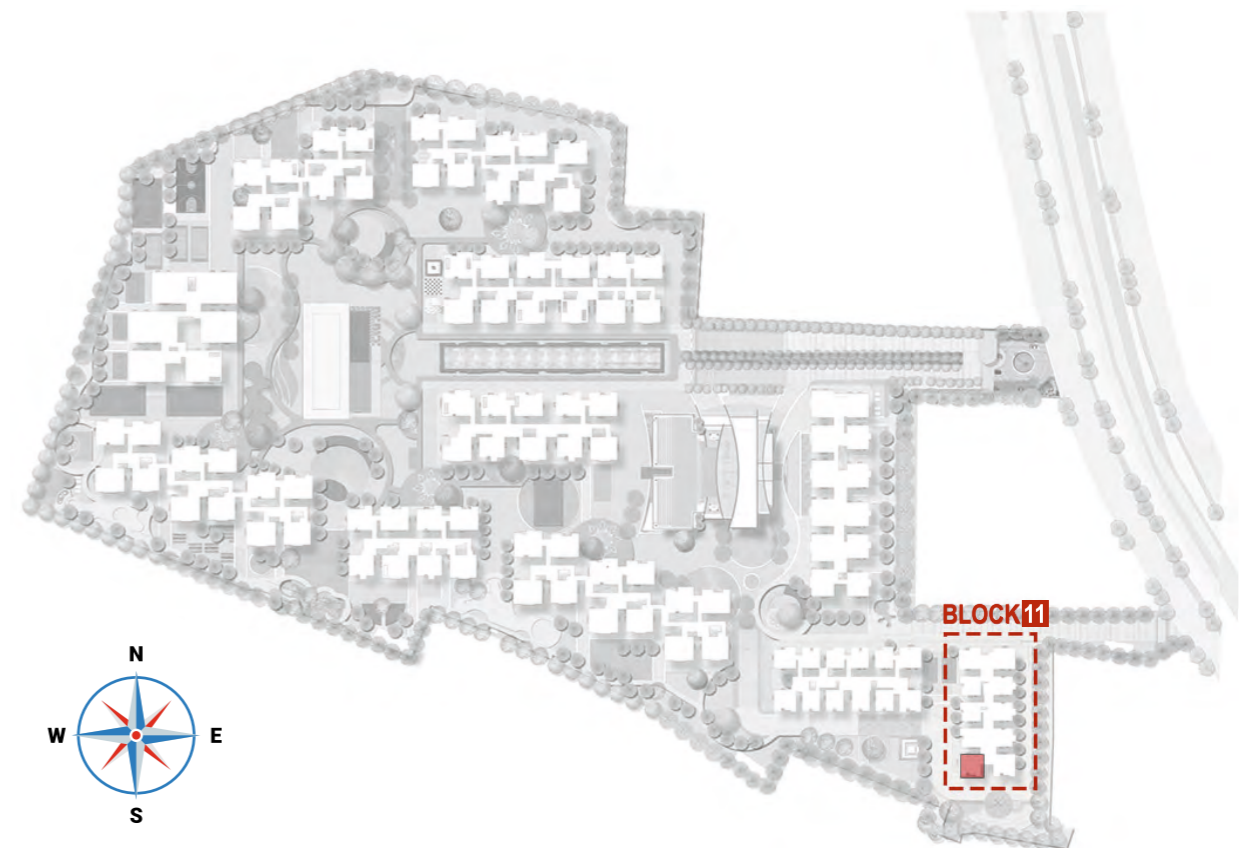




BLOCK 11

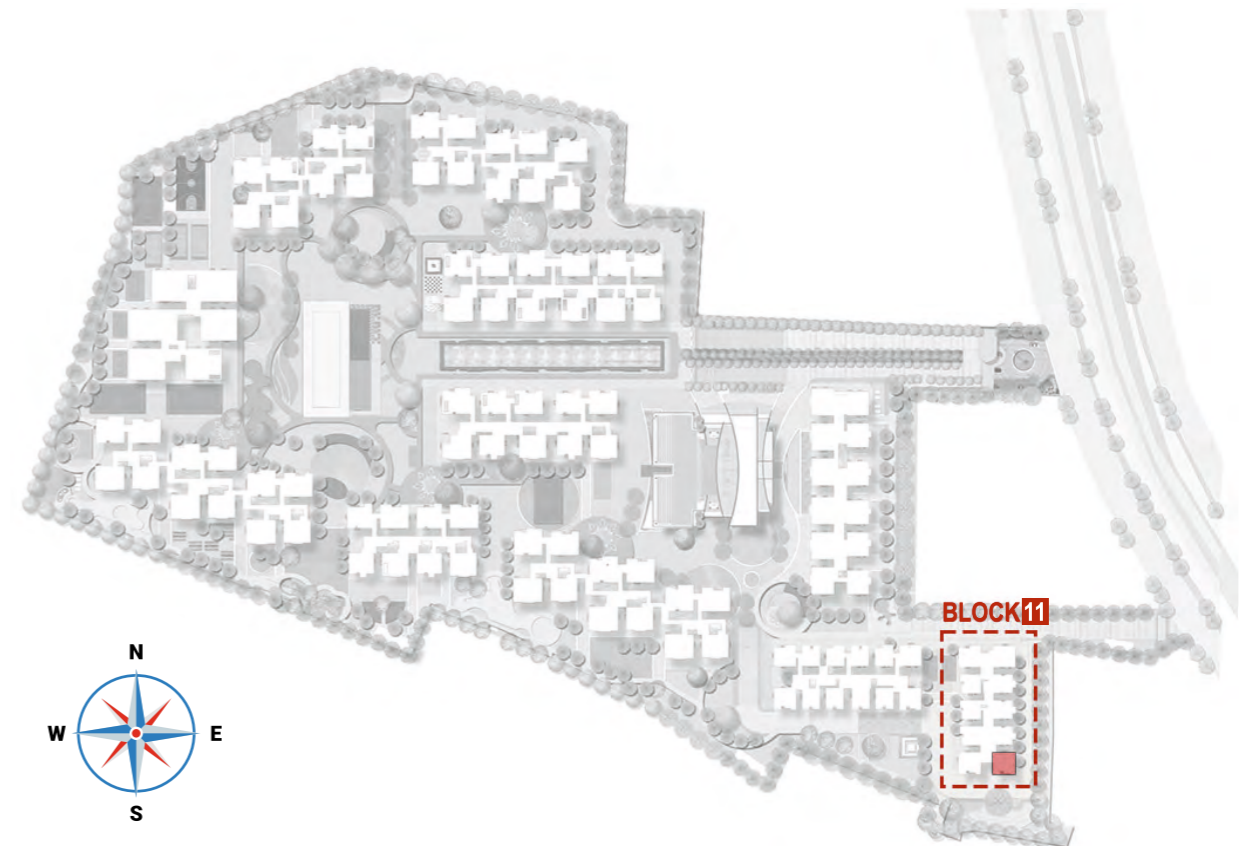
3BHK D2_B(i)- 1,730 Sft.

- * The only variation in 3Bhk D2 A(i) & 3Bhk D2 B(i) is change in the location of the main entrance door.
- * Unit Covered Area = Unit Area + Balcony Area
- * Saleable Area = Unit Covered Area X 1.3 (factor given by client)
- * All peripheral and internal shafts along with architectural feature (frame) are not included in Unit Covered Area
- * The above mentioned layout is as per DD stage.





BLOCK 11

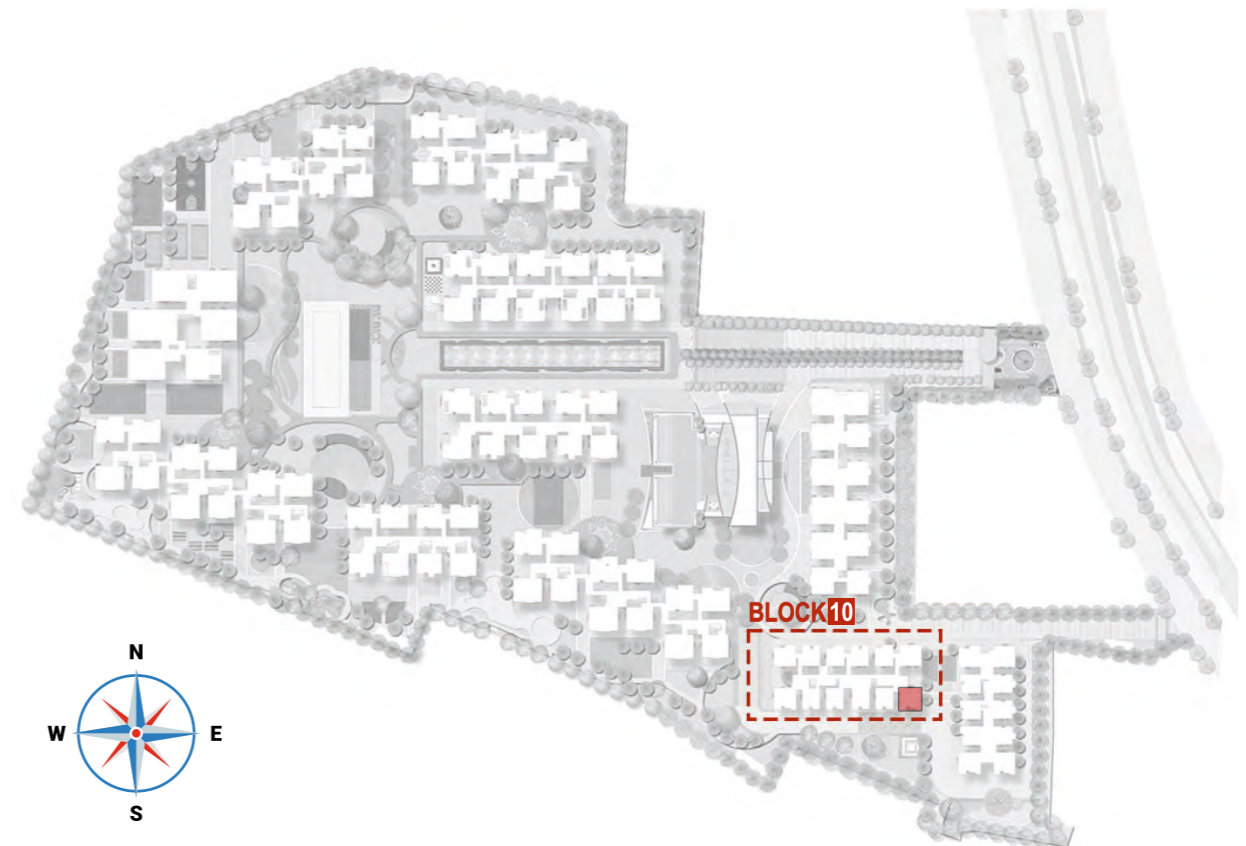


3BHK D4(i)- 1,710Sft.

- * The only variation in 3Bhk D4(i) & 3Bhk D4 B(i) is change in the location of the main entrance door.
- * Unit Covered Area = Unit Area + Balcony Area
- * Saleable Area = Unit Covered Area X 1.3 (factor given by client)
- * All peripheral and internal shafts along with architectural feature (frame) are not included in Unit Covered Area
- * The above mentioned layout is as per DD stage.



BLOCK 10



3BHK D4_B (i)- 1,710 Sft.

- * The only variation in 3Bhk D4(i) & 3Bhk D4 B(i) is change in the location of the main entrance door.
- * Unit Covered Area = Unit Area + Balcony Area
- * Saleable Area = Unit Covered Area X 1.3 (factor given by client)
- * All peripheral and internal shafts along with architectural feature (frame) are not included in Unit Covered Area
- * The above mentioned layout is as per DD stage.



CORPORATE OFFICE : 8-2-120/86/9/A/1, 12, 2 & 13, Anilath Maja Housing Society, 1st Floor, North End,
Opp. Park Hyatt, Road No. 2, Banjara Hills, Hyderabad - 500 034, T.S.

MARKETING OFFICE : 1-98/2/92, Kavuri Hills Road, CBI Colony, Madhapur, Hyderabad - 500 033, T.S.

SITE OFFICE : Vasavi Ananda Nilayam
Sy. No. 9/24, Opp. LB Nagar Metro Station, LB Nagar, Hyderabad - 500 035

+91 90191 00099 | www.thevasavigroup.com



TS RERA NO. P02400005582